

APPENDIX E - 1-HOUR TSP MONITORING RESULTS

Location AM1 - Tin Hau Temple			
Date	Time	Weather	Particulate Concentration ($\mu\text{g}/\text{m}^3$)
6-Jul-22	13:00	Cloudy	39.9
6-Jul-22	14:00	Cloudy	35.7
6-Jul-22	15:00	Cloudy	33.6
11-Jul-22	16:31	Sunny	39.9
11-Jul-22	17:31	Sunny	42.0
11-Jul-22	18:31	Sunny	33.6
14-Jul-22	13:00	Sunny	66.0
14-Jul-22	14:00	Sunny	57.2
14-Jul-22	15:00	Sunny	52.8
20-Jul-22	15:15	Sunny	37.4
20-Jul-22	16:15	Sunny	37.4
20-Jul-22	17:15	Sunny	35.2
26-Jul-22	13:45	Sunny	39.6
26-Jul-22	14:45	Sunny	30.8
26-Jul-22	15:45	Sunny	46.2
Average			41.8
Maximum			66.0
Minimum			30.8

Location AM2 - Sai Tso Wan Recreation Ground			
Date	Time	Weather	Particulate Concentration ($\mu\text{g}/\text{m}^3$)
6-Jul-22	11:15	Cloudy	39.6
6-Jul-22	12:15	Cloudy	44.0
6-Jul-22	13:15	Cloudy	33.0
11-Jul-22	14:00	Sunny	15.4
11-Jul-22	15:00	Sunny	15.4
11-Jul-22	16:00	Sunny	26.4
14-Jul-22	13:00	Sunny	17.6
14-Jul-22	14:00	Sunny	15.4
14-Jul-22	15:00	Sunny	22.0
20-Jul-22	14:00	Sunny	17.6
20-Jul-22	15:00	Sunny	24.2
20-Jul-22	16:00	Sunny	19.8
26-Jul-22	9:00	Sunny	37.4
26-Jul-22	10:00	Sunny	41.8
26-Jul-22	11:00	Sunny	44.0
Average			27.6
Maximum			44.0
Minimum			15.4

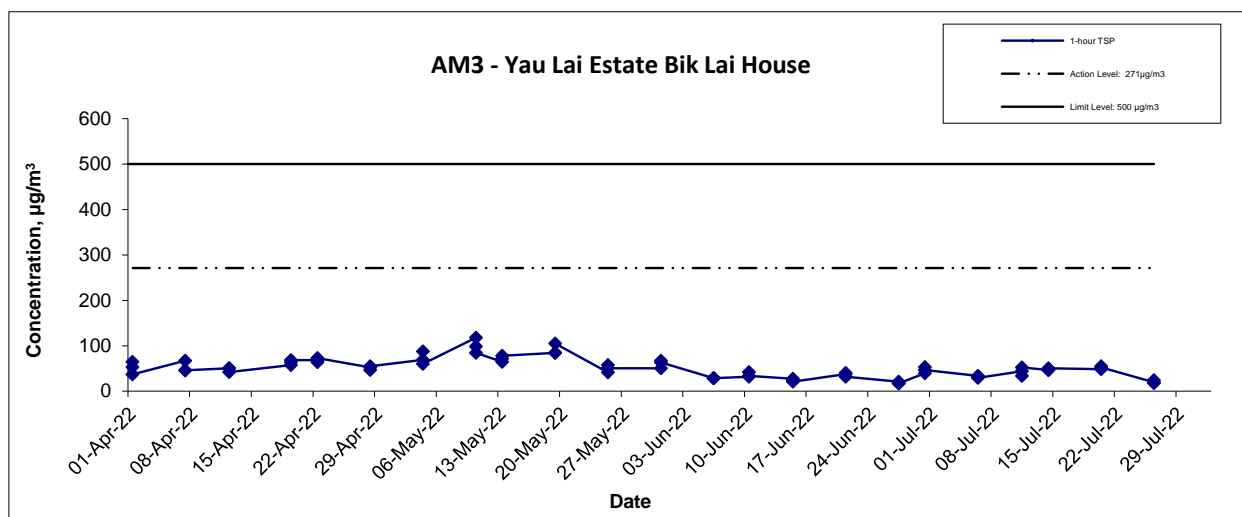
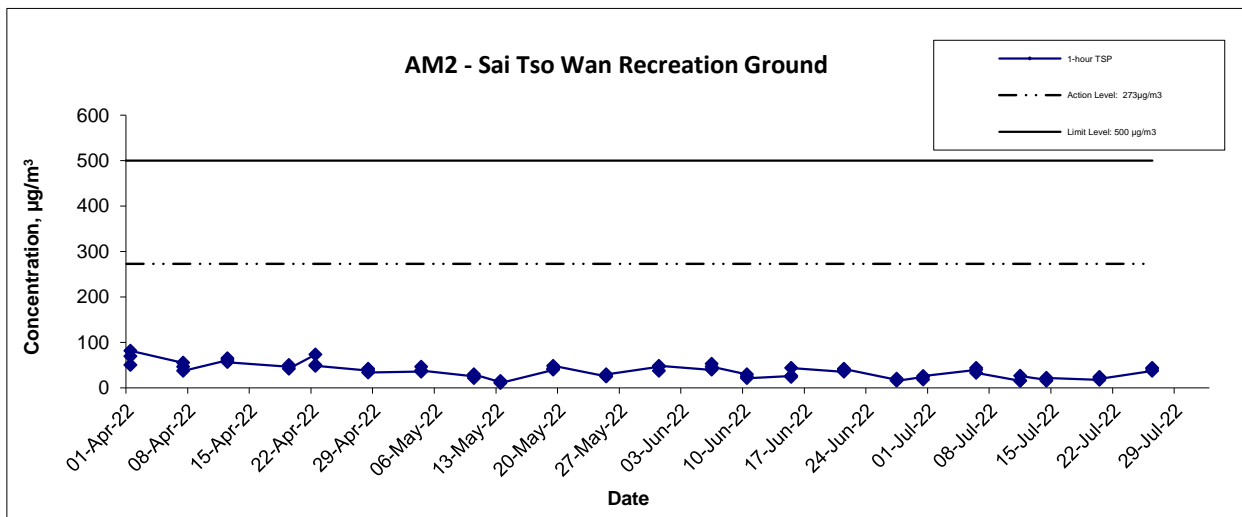
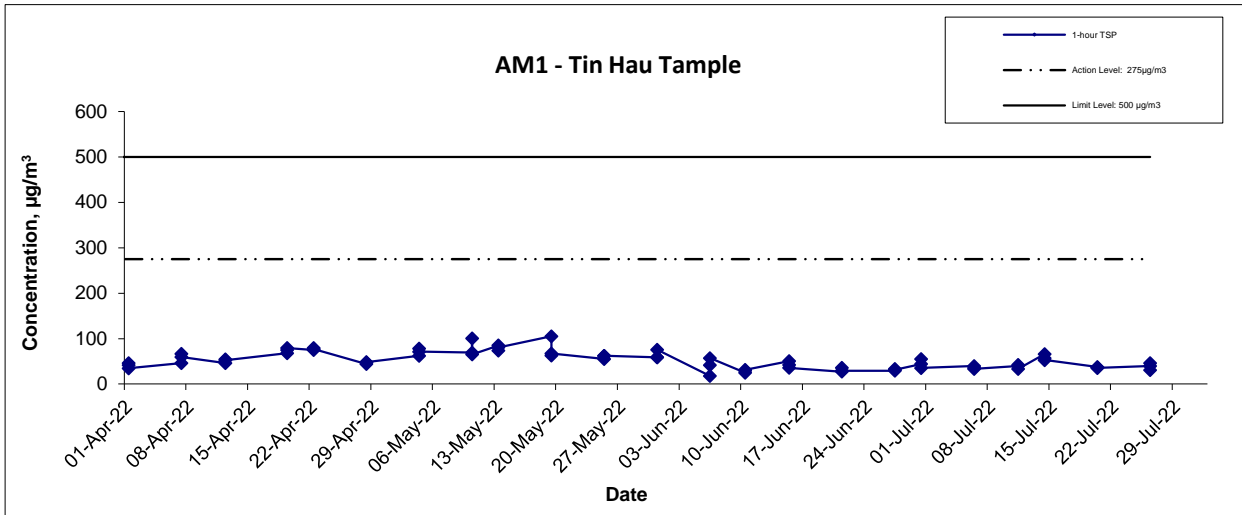
APPENDIX E - 1-HOUR TSP MONITORING RESULTS


Location AM3 - Yau Lai Estate Bik Lai House			
Date	Time	Weather	<i>Particulate Concentration ($\mu\text{g}/\text{m}^3$)</i>
6-Jul-22	9:00	Cloudy	33.6
6-Jul-22	10:00	Cloudy	31.5
6-Jul-22	11:00	Cloudy	29.4
11-Jul-22	13:00	Sunny	44.1
11-Jul-22	14:00	Sunny	33.6
11-Jul-22	15:00	Sunny	52.5
14-Jul-22	16:00	Sunny	46.2
14-Jul-22	17:00	Sunny	46.2
14-Jul-22	18:00	Sunny	50.6
20-Jul-22	9:00	Sunny	48.3
20-Jul-22	10:00	Sunny	54.6
20-Jul-22	11:00	Sunny	52.5
26-Jul-22	11:00	Sunny	19.8
26-Jul-22	12:00	Sunny	24.2
26-Jul-22	13:00	Sunny	17.6
		Average	39.0
		Maximum	54.6
		Minimum	17.6

Location AM4 - Sitting-out Area at Cha Kwo Ling Village			
Date	Time	Weather	<i>Particulate Concentration ($\mu\text{g}/\text{m}^3$)</i>
6-Jul-22	16:00	Cloudy	29.4
6-Jul-22	17:00	Cloudy	27.3
6-Jul-22	18:00	Cloudy	25.2
11-Jul-22	13:30	Sunny	25.2
11-Jul-22	14:30	Sunny	33.6
11-Jul-22	15:30	Sunny	39.9
14-Jul-22	9:00	Sunny	61.6
14-Jul-22	10:00	Sunny	52.8
14-Jul-22	11:00	Sunny	55.0
20-Jul-22	14:27	Sunny	39.9
20-Jul-22	15:27	Sunny	33.6
20-Jul-22	16:27	Sunny	42.0
26-Jul-22	15:30	Sunny	50.6
26-Jul-22	16:30	Sunny	46.2
26-Jul-22	17:30	Sunny	57.2
		Average	41.3
		Maximum	61.6
		Minimum	25.2

APPENDIX E - 1-HOUR TSP MONITORING RESULTS

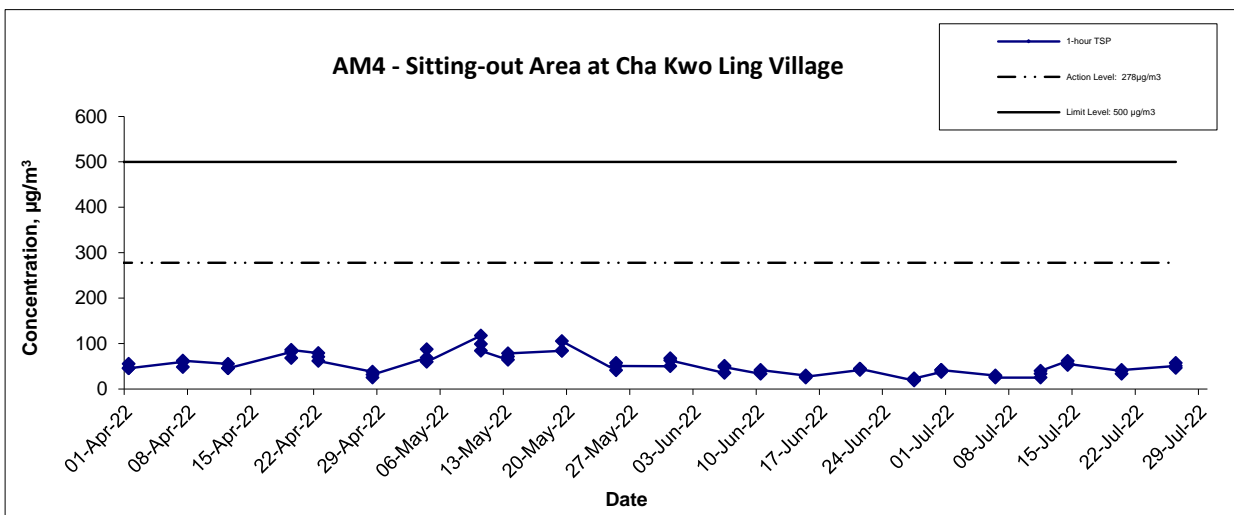
1-hr TSP Concentration Levels



Contract No. ED/2018/04 Trunk Road T2 and Infrastructure Works for Developments at the Former South Apron Graphical Presentation of 1-hour TSP Monitoring Results	Scale	Project No.	
	Date	Appendix	
	N.T.S	MA20003	
	Jul-22	E	

APPENDIX E - 1-HOUR TSP MONITORING RESULTS

1-hr TSP Concentration Levels



Notes:

1. The major activitie(s) being carried out on site during the reporting period is/are presented in Section 1.10
2. The weather conditions during the reporting month are presented in Appendix C.
3. Other factors which might affect the monitoring results are presented in Section 2.17.

Contract No. ED/2018/04 Trunk Road T2 and Infrastructure Works for Developments at the Former South Apron Graphical Presentation of 1-hour TSP Monitoring Results	Scale	Project No.	
	Date	Appendix	
	N.T.S	MA20003	
	Jul-22	E	