

Appendix G - Noise Monitoring Results

(0700-1900 hrs on Normal Weekdays)

Location CM1 - Nga Lai House, Yau Lai Estate Phase 1, Yau Tong							
Date	Time	Weather	Unit: dB (A) (30-min)				
			Measured Noise Level			Baseline Level	Construction Noise Level
			L _{eq}	L ₁₀	L ₉₀	L _{eq}	L _{eq}
6 Jul 2022	13:44	Cloudy	73.2	77.6	67.9	65.5	72
11 Jul 2022	14:13	Sunny	72.3	75.5	69.1	65.5	71
20 Jul 2022	11:28	Sunny	70.2	73.1	67.5	65.5	68
26 Jul 2022	11:30	Sunny	71.0	72.5	69.0	65.5	70

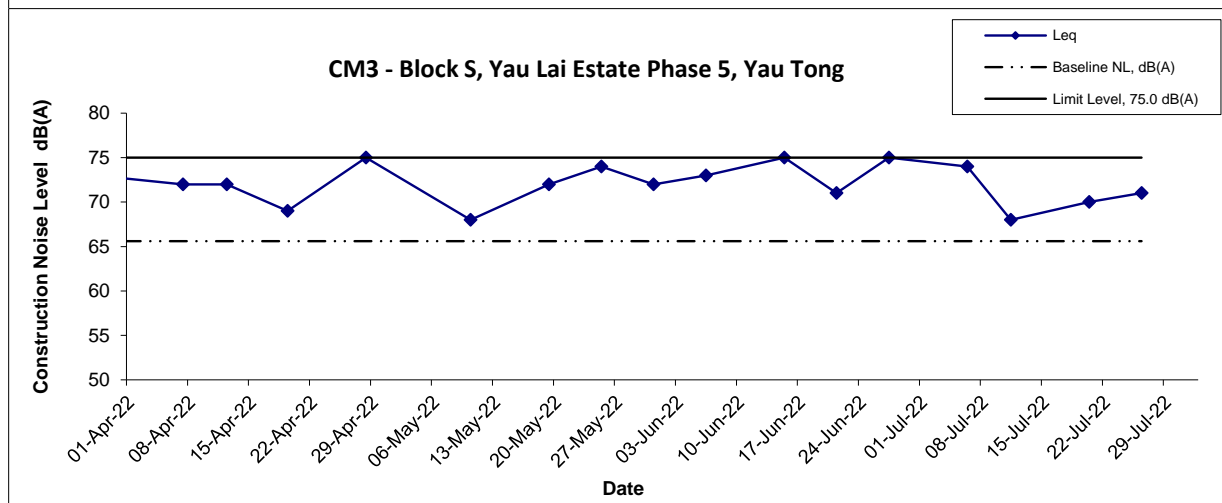
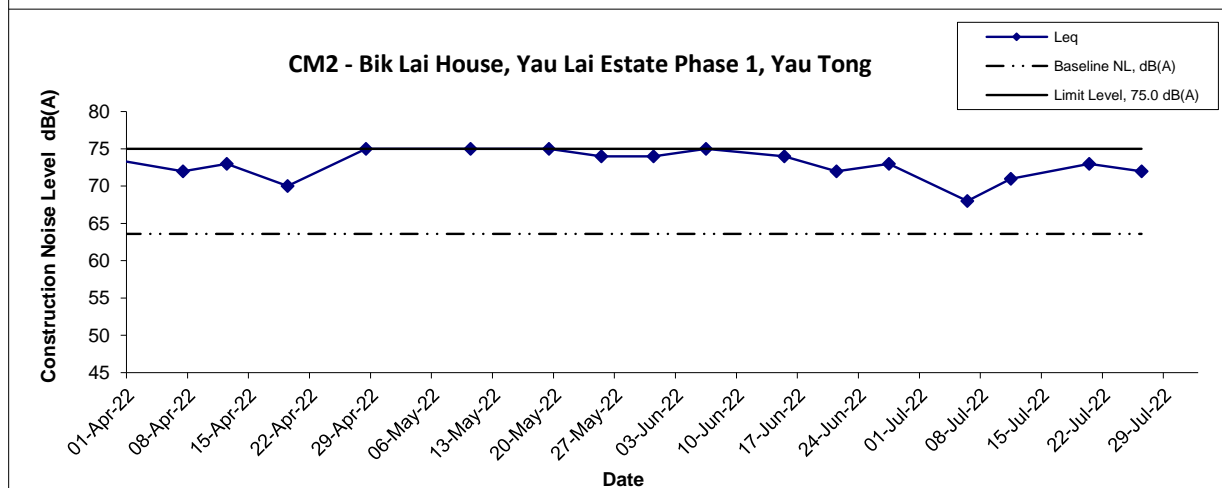
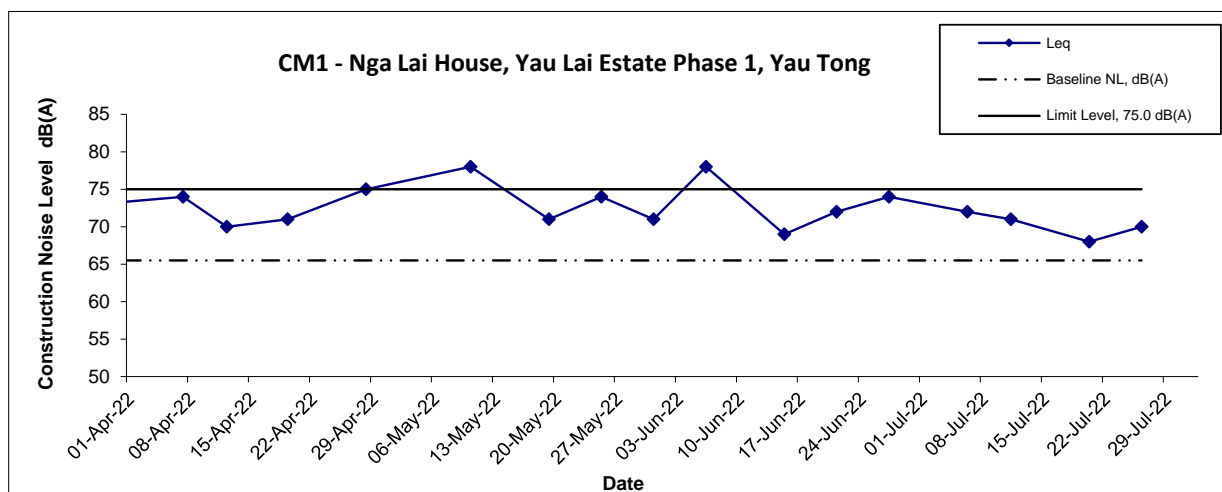
Location CM2 - Bik Lai House, Yau Lai Estate Phase 1, Yau Tong							
Date	Time	Weather	Unit: dB (A) (30-min)				
			Measured Noise Level			Baseline Level	Construction Noise Level
			L _{eq}	L ₁₀	L ₉₀	L _{eq}	L _{eq}
6 Jul 2022	12:24	Cloudy	69.6	70.9	67.8	63.6	68
11 Jul 2022	14:49	Sunny	71.9	75.1	69.2	63.6	71
20 Jul 2022	9:00	Sunny	73.4	76.1	70.3	63.6	73
26 Jul 2022	10:45	Sunny	72.8	74.9	70.0	63.6	72

Location CM3 - Block S, Yau Lai Estate Phase 5, Yau Tong							
Date	Time	Weather	Unit: dB (A) (30-min)				
			Measured Noise Level			Baseline Level	Construction Noise Level
			L _{eq}	L ₁₀	L ₉₀	L _{eq}	L _{eq}
6 Jul 2022	15:14	Cloudy	74.3	76.5	72.0	65.6	74
11 Jul 2022	15:27	Sunny	70.1	73.3	67.0	65.6	68
20 Jul 2022	10:16	Sunny	71.3	74.5	68.2	65.6	70
26 Jul 2022	10:00	Sunny	72.4	73.7	71.1	65.6	71

Location CM4 - Tin Hau Temple, Cha Kwo Ling							
Date	Time	Weather	Unit: dB (A) (30-min)				
			Measured Noise Level			Baseline Level	Construction Noise Level
			L _{eq}	L ₁₀	L ₉₀	L _{eq}	L _{eq}
6 Jul 2022	16:51	Cloudy	61.5	64.1	54.5	62.0	62 Measured ≤ Baseline
11 Jul 2022	16:22	Sunny	65.8	67.1	62.0	62.0	63
20 Jul 2022	15:15	Sunny	61.1	62.6	58.6	62.0	61 Measured ≤ Baseline
26 Jul 2022	14:00	Sunny	57.0	59.2	52.8	62.0	57 Measured ≤ Baseline

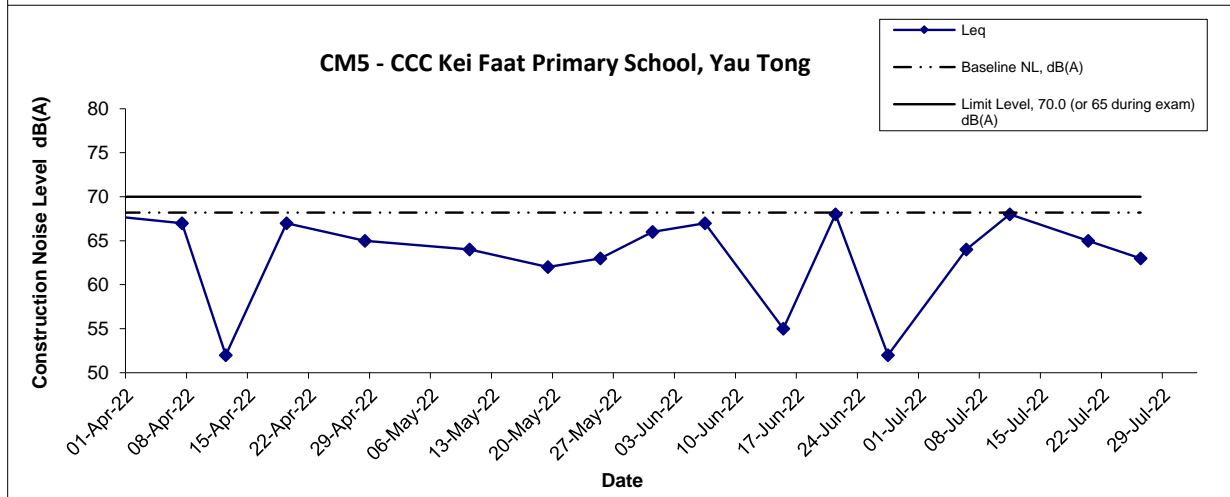
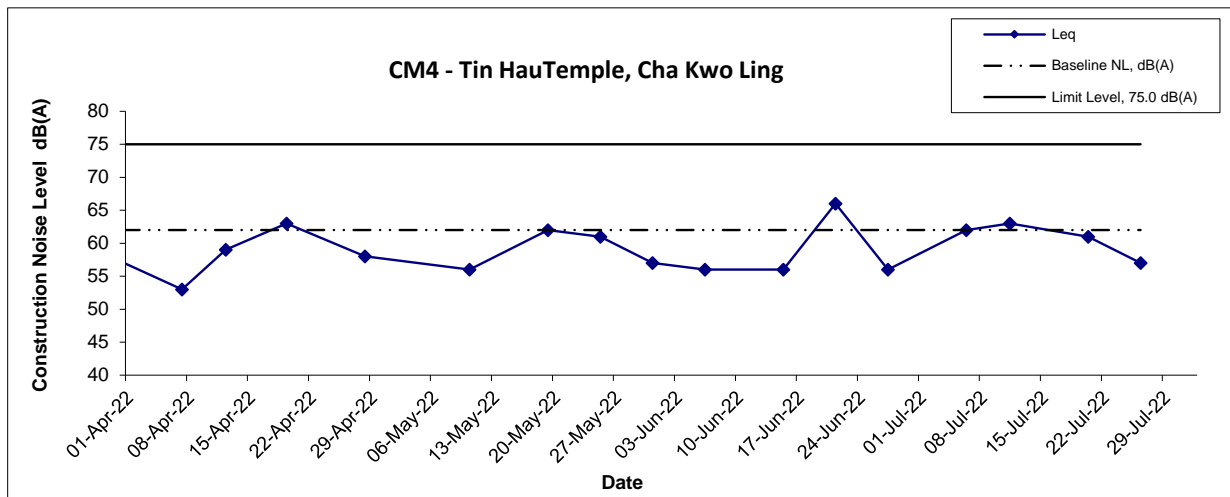
Location CM5 - CCC Kei Faat Primary School, Yau Tong							
Date	Time	Weather	Unit: dB (A) (30-min)				
			Measured Noise Level			Baseline Level	Construction Noise Level
			L _{eq}	L ₁₀	L ₉₀	L _{eq}	L _{eq}
6 Jul 2022	15:57	Cloudy	69.6	71.9	66.4	68.2	64
11 Jul 2022	13:20	Sunny	67.9	70.2	63.1	68.2	68 Measured ≤ Baseline
20 Jul 2022	13:02	Sunny	65.3	68.9	60.1	68.2	65 Measured ≤ Baseline
26 Jul 2022	13:10	Sunny	69.4	72.1	65.8	68.2	63

Noise Levels



Title Contract No. ED/2018/04 Trunk Road T2 and Infrastructure Works for Developments at the Former South Apron Graphical Presentation of Construction Noise Monitoring Results	Scale N.T.S Date July 22	Project No. MA20003 Appendix G	
--	---------------------------------------	---	--

Noise Levels



Notes:

- 1) The major activitie(s) being carried out on site during the reporting period is/are presented in Section 1.10
- 2) The weather conditions during the reporting month are presented in Appendix C.
- 3) Other factors which might affect the monitoring results are presented in Section 3.13.

Title Contract No. ED/2018/04 Trunk Road T2 and Infrastructure Works for Developments at the Former South Apron Graphical Presentation of Construction Noise Monitoring Results	Scale	Project	CINOTECH
	N.T.S	No. MA20003	
	Date	Appendix	
	July 22	G	