

## Certificate of Calibration - Wind Monitoring Station

Description: Yau Lai Estate, Bik Lai House  
 Manufacturer: Davis Instruments  
 Model No.: Davis7440  
 Serial No.: MC01010A44  
 Equipment No.: SA-03-04  
 Date of Calibration: 17-Aug-2024  
 Next Due Date: 17-Feb-2025

### 1. Performance check of Wind Speed

Wind Speed, m/s		Difference D (m/s)
Wind Speed Reading (V1)	Anemometer Value (V2)	$D = V1 - V2$
0.0	0.0	0.0
1.5	1.6	-0.1
2.5	2.3	0.2
4.0	4.0	0.0

### 2. Performance check of Wind Direction


Wind Direction (°)		Difference D (°)
Wind Direction Reading (W1)	Marine Compass Value (W2)	$D = W1 - W2$
0	0	0.0
90	90	0.0
180	180	0.0
270	270	0.0

### Test Specification:


1. Performance Wind Speed Test - The wind meter was on-site calibrated against the anemometer

2. Performance Wind Direction Test - The wind meter was on-site calibrated against the marine compass at four direction

Calibrated by:

  
 \_\_\_\_\_  
 Wong Shing Kwai

Approved by:

  
 \_\_\_\_\_  
 Henry Leung

# Certificate of Calibration

Calibration Certification Information			
Cal. Date: January 15, 2024	Rootsmeter S/N: 438320	Ta: 294	°K
Operator: Jim Tisch		Pa: 755.4	mm Hg
Calibration Model #: TE-5025A	Calibrator S/N: <b>3864</b>		

Run	Vol. Init (m3)	Vol. Final (m3)	ΔVol. (m3)	ΔTime (min)	ΔP (mm Hg)	ΔH (in H2O)
1	1	2	1	1.4380	3.3	2.00
2	3	4	1	1.0270	6.4	4.00
3	5	6	1	0.9180	8.0	5.00
4	7	8	1	0.8750	8.9	5.50
5	9	10	1	0.7230	12.9	8.00

Data Tabulation					
Vstd (m3)	Qstd (x-axis)	$\sqrt{\Delta H \left( \frac{Pa}{Pstd} \right) \left( \frac{Tstd}{Ta} \right)}$ (y-axis)	Va	Qa (x-axis)	$\sqrt{\Delta H \left( \frac{Ta}{Pa} \right)}$ (y-axis)
1.0031	0.6975	1.4195	0.9956	0.6924	0.8823
0.9989	0.9727	2.0075	0.9915	0.9655	1.2477
0.9968	1.0858	2.2444	0.9894	1.0778	1.3950
0.9956	1.1378	2.3539	0.9882	1.1294	1.4631
0.9903	1.3697	2.8390	0.9829	1.3595	1.7645
<b>QSTD</b>	m=	<b>2.11196</b>	<b>QA</b>	m=	<b>1.32248</b>
	b=	<b>-0.05043</b>		b=	<b>-0.03134</b>
	r=	<b>0.99998</b>		r=	<b>0.99998</b>

Calculations			
Vstd=	$\Delta Vol \left( \frac{Pa - \Delta P}{Pstd} \right) \left( \frac{Tstd}{Ta} \right)$	Va=	$\Delta Vol \left( \frac{Pa - \Delta P}{Pa} \right)$
Qstd=	Vstd/ΔTime	Qa=	Va/ΔTime
For subsequent flow rate calculations:			
Qstd=	$1/m \left( \left( \sqrt{\Delta H \left( \frac{Pa}{Pstd} \right) \left( \frac{Tstd}{Ta} \right)} \right) - b \right)$	Qa=	$1/m \left( \left( \sqrt{\Delta H \left( \frac{Ta}{Pa} \right)} \right) - b \right)$

Standard Conditions	
Tstd:	298.15 °K
Pstd:	760 mm Hg
Key	
ΔH:	calibrator manometer reading (in H2O)
ΔP:	rootsmeter manometer reading (mm Hg)
Ta:	actual absolute temperature (°K)
Pa:	actual barometric pressure (mm Hg)
b:	intercept
m:	slope

RECALIBRATION
US EPA recommends annual recalibration per 1998 40 Code of Federal Regulations Part 50 to 51, Appendix B to Part 50, Reference Method for the Determination of Suspended Particulate Matter in the Atmosphere, 9.2.17, page 30

# High-Volume TSP Sampler

## 5-POINT CALIBRATION DATA SHEET



File No. MA16034/05/0049

Project No. AM1 - Tin Hau Temple  
 Date: 14-Aug-24 Next Due Date: 14-Oct-24 Operator: SK  
 Equipment No.: A-01-05 Model No.: GS2310 Serial No. 10599

Ambient Condition			
Temperature, Ta (K)	<b>302.2</b>	Pressure, Pa (mmHg)	<b>754.8</b>

Orifice Transfer Standard Information					
Serial No.	3864	Slope, mc	0.05976	Intercept, bc	-0.05018
Last Calibration Date:	15-Jan-24	$mc \times Q_{std} + bc = [\Delta H \times (Pa/760) \times (298/Ta)]^{1/2}$			
Next Calibration Date:	14-Jan-25	$Q_{std} = \{[\Delta H \times (Pa/760) \times (298/Ta)]^{1/2} - bc\} / mc$			

Calibration of TSP Sampler					
Calibration Point	Orifice			HVS	
	$\Delta H$ (orifice), in. of water	$[\Delta H \times (Pa/760) \times (298/Ta)]^{1/2}$	Qstd (CFM) X - axis	$\Delta W$ (HVS), in. of water	$[\Delta W \times (Pa/760) \times (298/Ta)]^{1/2}$ Y-axis
1	<b>13.2</b>	3.60	61.01	<b>8.7</b>	2.92
2	<b>10.4</b>	3.19	54.24	<b>6.4</b>	2.50
3	<b>7.5</b>	2.71	46.19	<b>4.4</b>	2.08
4	<b>5.3</b>	2.28	38.96	<b>2.8</b>	1.66
5	<b>3.1</b>	1.74	30.00	<b>1.5</b>	1.21

**By Linear Regression of Y on X**

Slope,  $m_w =$  0.0550 Intercept,  $b_w =$  -0.4631  
 Correlation coefficient\* = 0.9994

\*If Correlation Coefficient < 0.990, check and recalibrate.

**Set Point Calculation**

From the TSP Field Calibration Curve, take  $Q_{std} = 43$  CFM

From the Regression Equation, the "Y" value according to

$$m_w \times Q_{std} + b_w = [\Delta W \times (Pa/760) \times (298/Ta)]^{1/2}$$

Therefore, Set Point;  $W = (m_w \times Q_{std} + b_w)^2 \times (760 / Pa) \times (Ta / 298) =$  3.70

Remarks: \_\_\_\_\_

Conducted by: Wong Shing Kwai Signature:  Date: 14-Aug-24

Checked by: Henry Leung Signature:  Date: 14-Aug-24

# High-Volume TSP Sampler

## 5-POINT CALIBRATION DATA SHEET



File No. MA16034/08/0049

Project No. AM2 - Sai Tso Wan Recreation Ground

Date: 14-Aug-24 Next Due Date: 14-Oct-24 Operator: SK

Equipment No.: A-01-08 Model No.: GS2310 Serial No. 1287

Ambient Condition			
Temperature, Ta (K)	<b>302.2</b>	Pressure, Pa (mmHg)	<b>754.8</b>

Orifice Transfer Standard Information					
Serial No.	3864	Slope, mc	0.05976	Intercept, bc	-0.05018
Last Calibration Date:	15-Jan-24	$mc \times Qstd + bc = [\Delta H \times (Pa/760) \times (298/Ta)]^{1/2}$			
Next Calibration Date:	14-Jan-25	$Qstd = \{[\Delta H \times (Pa/760) \times (298/Ta)]^{1/2} - bc\} / mc$			

Calibration of TSP Sampler					
Calibration Point	Orifice			HVS	
	$\Delta H$ (orifice), in. of water	$[\Delta H \times (Pa/760) \times (298/Ta)]^{1/2}$	Qstd (CFM) X - axis	$\Delta W$ (HVS), in. of water	$[\Delta W \times (Pa/760) \times (298/Ta)]^{1/2}$ Y-axis
1	<b>13.3</b>	3.61	61.23	<b>8.4</b>	2.87
2	<b>10.2</b>	3.16	53.73	<b>6.2</b>	2.46
3	<b>7.5</b>	2.71	46.19	<b>4.3</b>	2.05
4	<b>5.2</b>	2.26	38.60	<b>2.7</b>	1.63
5	<b>3.0</b>	1.71	29.52	<b>1.5</b>	1.21

**By Linear Regression of Y on X**

Slope, mw = 0.0528 Intercept, bw : -0.3750

Correlation coefficient\* = 0.9993

\*If Correlation Coefficient < 0.990, check and recalibrate.

**Set Point Calculation**

From the TSP Field Calibration Curve, take Qstd = 43 CFM

From the Regression Equation, the "Y" value according to

$$mw \times Qstd + bw = [\Delta W \times (Pa/760) \times (298/Ta)]^{1/2}$$

Therefore, Set Point; W = ( mw x Qstd + bw )<sup>2</sup> x ( 760 / Pa ) x ( Ta / 298 ) = 3.66

Remarks: \_\_\_\_\_  
 \_\_\_\_\_

Conducted by: Wong Shing Kwai Signature:  Date: 14-Aug-24

Checked by: Henry Leung Signature:  Date: 14-Aug-24

# High-Volume TSP Sampler

## 5-POINT CALIBRATION DATA SHEET



File No. MA16034/03/0049

Project No. AM3 - Yau Lai Estate, Bik Lai House  
 Date: 14-Aug-24 Next Due Date: 14-Oct-24 Operator: SK  
 Equipment No.: A-01-03 Model No.: GS2310 Serial No. 10379

Ambient Condition			
Temperature, Ta (K)	<u>302.2</u>	Pressure, Pa (mmHg)	<u>754.8</u>

Orifice Transfer Standard Information					
Serial No.	<u>3864</u>	Slope, mc	<u>0.05976</u>	Intercept, bc	<u>-0.05018</u>
Last Calibration Date:	<u>15-Jan-24</u>	$mc \times Qstd + bc = [\Delta H \times (Pa/760) \times (298/Ta)]^{1/2}$			
Next Calibration Date:	<u>14-Jan-25</u>	$Qstd = \{[\Delta H \times (Pa/760) \times (298/Ta)]^{1/2} - bc\} / mc$			

Calibration of TSP Sampler					
Calibration Point	Orifice			HVS	
	$\Delta H$ (orifice), in. of water	$[\Delta H \times (Pa/760) \times (298/Ta)]^{1/2}$	Qstd (CFM) X - axis	$\Delta W$ (HVS), in. of water	$[\Delta W \times (Pa/760) \times (298/Ta)]^{1/2}$ Y-axis
1	<u>12.9</u>	<u>3.55</u>	<u>60.32</u>	<u>8.0</u>	<u>2.80</u>
2	<u>10.6</u>	<u>3.22</u>	<u>54.76</u>	<u>6.2</u>	<u>2.46</u>
3	<u>7.6</u>	<u>2.73</u>	<u>46.49</u>	<u>4.4</u>	<u>2.08</u>
4	<u>5.0</u>	<u>2.21</u>	<u>37.87</u>	<u>2.8</u>	<u>1.66</u>
5	<u>2.9</u>	<u>1.69</u>	<u>29.04</u>	<u>1.6</u>	<u>1.25</u>

**By Linear Regression of Y on X**

Slope, mw = 0.0490 Intercept, bw : -0.1883

Correlation coefficient\* = 0.9992

\*If Correlation Coefficient < 0.990, check and recalibrate.

**Set Point Calculation**

From the TSP Field Calibration Curve, take Qstd = 43 CFM

From the Regression Equation, the "Y" value according to

$$mw \times Qstd + bw = [\Delta W \times (Pa/760) \times (298/Ta)]^{1/2}$$

Therefore, Set Point; W =  $(mw \times Qstd + bw)^2 \times (760 / Pa) \times (Ta / 298) =$  3.75

Remarks: \_\_\_\_\_

Conducted by: Wong Shing Kwai Signature:  Date: 14-Aug-24

Checked by: Henry Leung Signature:  Date: 14-Aug-24

# High-Volume TSP Sampler

## 5-POINT CALIBRATION DATA SHEET



File No. MA20003/55/027

Project No. CKL 2 - Flat 103 Cha Kwo Ling Village  
 Date: 4-Jul-24 Next Due Date: 4-Sep-24 Operator: SK  
 Equipment No.: A-01-55 Model No.: TE 5170 Serial No. 1956

Ambient Condition			
Temperature, Ta (K)	<b>303.2</b>	Pressure, Pa (mmHg)	<b>758.9</b>

Orifice Transfer Standard Information					
Serial No.	3864	Slope, mc	0.05976	Intercept, bc	-0.05018
Last Calibration Date:	15-Jan-24	$mc \times Qstd + bc = [\Delta H \times (Pa/760) \times (298/Ta)]^{1/2}$			
Next Calibration Date:	14-Jan-25	$Qstd = \{[\Delta H \times (Pa/760) \times (298/Ta)]^{1/2} - bc\} / mc$			

Calibration of TSP Sampler					
Calibration Point	Orifice			HVS	
	$\Delta H$ (orifice), in. of water	$[\Delta H \times (Pa/760) \times (298/Ta)]^{1/2}$	Qstd (CFM) X - axis	$\Delta W$ (HVS), in. of water	$[\Delta W \times (Pa/760) \times (298/Ta)]^{1/2}$ Y-axis
1	<b>13.5</b>	3.64	61.75	<b>9.5</b>	3.05
2	<b>11.3</b>	3.33	56.57	<b>7.5</b>	2.71
3	<b>9.4</b>	3.04	51.67	<b>5.9</b>	2.41
4	<b>5.5</b>	2.32	39.72	<b>3.1</b>	1.74
5	<b>3.6</b>	1.88	32.29	<b>2.1</b>	1.44

**By Linear Regression of Y on X**

Slope, mw = 0.0551 Intercept, bw : -0.3959

Correlation coefficient\* = 0.9974

\*If Correlation Coefficient < 0.990, check and recalibrate.

**Set Point Calculation**

From the TSP Field Calibration Curve, take Qstd = 43 CFM

From the Regression Equation, the "Y" value according to

$$mw \times Qstd + bw = [\Delta W \times (Pa/760) \times (298/Ta)]^{1/2}$$

Therefore, Set Point;  $W = (mw \times Qstd + bw)^2 \times (760 / Pa) \times (Ta / 298) =$  3.97

Remarks: \_\_\_\_\_

Conducted by: Wong Shing Kwai Signature: [Signature] Date: 4-Jul-24

Checked by: Henry Leung Signature: [Signature] Date: 4-Jul-24

# High-Volume TSP Sampler

## 5-POINT CALIBRATION DATA SHEET



File No. MA20003/55/028

Project No. CKL 2 - Flat 103 Cha Kwo Ling Village  
 Date: 4-Sep-24 Next Due Date: 4-Nov-24 Operator: SK  
 Equipment No.: A-01-55 Model No.: TE 5170 Serial No. 1956

Ambient Condition			
Temperature, Ta (K)	<b>302.7</b>	Pressure, Pa (mmHg)	<b>751.8</b>

Orifice Transfer Standard Information					
Serial No.	3864	Slope, mc	0.05976	Intercept, bc	-0.05018
Last Calibration Date:	15-Jan-24	$mc \times Qstd + bc = [\Delta H \times (Pa/760) \times (298/Ta)]^{1/2}$			
Next Calibration Date:	14-Jan-25	$Qstd = \{[\Delta H \times (Pa/760) \times (298/Ta)]^{1/2} - bc\} / mc$			

Calibration of TSP Sampler					
Calibration Point	Orifice			HVS	
	$\Delta H$ (orifice), in. of water	$[\Delta H \times (Pa/760) \times (298/Ta)]^{1/2}$	Qstd (CFM) X - axis	$\Delta W$ (HVS), in. of water	$[\Delta W \times (Pa/760) \times (298/Ta)]^{1/2}$ Y-axis
1	<b>13.6</b>	3.64	61.74	<b>9.4</b>	3.03
2	<b>11.4</b>	3.33	56.60	<b>7.4</b>	2.68
3	<b>9.3</b>	3.01	51.20	<b>6.0</b>	2.42
4	<b>5.6</b>	2.34	39.92	<b>2.9</b>	1.68
5	<b>3.6</b>	1.87	32.17	<b>2.0</b>	1.40

**By Linear Regression of Y on X**

Slope, mw = 0.0562 Intercept, bw : -0.4760  
 Correlation coefficient\* = 0.9965

\*If Correlation Coefficient < 0.990, check and recalibrate.

Set Point Calculation	
From the TSP Field Calibration Curve, take Qstd = 43 CFM	
From the Regression Equation, the "Y" value according to	
$mw \times Qstd + bw = [\Delta W \times (Pa/760) \times (298/Ta)]^{1/2}$	
Therefore, Set Point; W = $(mw \times Qstd + bw)^2 \times (760 / Pa) \times (Ta / 298) =$ <u>3.87</u>	

Remarks: \_\_\_\_\_  
 \_\_\_\_\_

Conducted by: Wong Shing Kwai Signature:  Date: 4-Sep-24  
 Checked by: Henry Leung Signature:  Date: 4-Sep-24

**Certificate of Calibration**

It is certified that the item under calibration has been calibrated by corresponding calibrated High Volume Sampler

Description:	<u>Laser Dust Monitor</u>	Date of Calibration	<u>31-Jul-24</u>
Manufacturer:	<u>Sibata Scientific Technology LTD.</u>	Validity of Calibration Record	<u>30-Sep-24</u>
Model No.:	<u>LD-3B</u>		
Serial No.:	<u>2Y6194</u>		
Equipment No.:	<u>SA-01-02</u>	Sensitivity	<u>0.001 mg/m3</u>
High Volume Sampler No.:	<u>A-01-03</u>	Before Sensitivity Adjustment	<u>578</u>
Tisch Calibration Orifice No.:	<u>3864</u>	After Sensitivity Adjustment	<u>578</u>

Calibration of 1 hr TSP			
Calibration Point	Laser Dust Monitor		HVS
	Total Count	Count / Minute X-axis	Mass concentration (µg/m <sup>3</sup> ) Y-axis
1	4000	75.0	142.0
2	3600	65.0	121.0
3	3000	55.0	101.0
<b>Average</b>		<b>65.0</b>	<b>121.3</b>


By Linear Regression of Y on X  
 Slope , mw = 2.0500 Intercept, bw = -11.9167  
 Correlation coefficient\* = 0.9999


Set Correlation Factor , SCF  
 SCF = [ K=High Volume Sampler / Dust Meter, ( µ g/m3 ) ] 1.9

In-house method in according to the instruction manual:

The Dust Monitor was compared with a calibrated High Volume Sampler and The result was used to generate the Correlation Factor (CF) between the Dust Monitor and High Volume Sampler.

**Those filter papers are weighted by HOKLAS laboratory (HPCT Limited)**

Calibrated by:   
 Technical Officer (Wong Shing Kwai)

Approved by:   
 Project Manager (Henry Leung)



**Certificate of Calibration**

It is certified that the item under calibration has been calibrated by corresponding calibrated High Volume Sampler


Description: Digital Dust Indicator Date of Calibration 31-Jul-24  
 Manufacturer: Sibata Scientific Technology LTD. Validity of Calibration Record 30-Sep-24  
 Model No.: LD-5R  
 Serial No.: 8Y2374  
 Equipment No.: SA-01-04 Sensitivity 0.001 mg/m3  
 High Volume Sampler No.: A-01-03 Before Sensitivity Adjustment 652  
 Tisch Calibration Orifice No.: 3864 After Sensitivity Adjustment 652


Calibration of 1 hr TSP		
Calibration Point	Laser Dust Monitor	HVS
	Mass Concentration (µg/m <sup>3</sup> ) X-axis	Mass concentration (µg/m <sup>3</sup> ) Y-axis
1	76.0	138.0
2	66.0	121.0
3	56.0	102.0
<b>Average</b>	<b>66.0</b>	<b>120.3</b>
<b>By Linear Regression of Y on X</b> Slope , mw = <u>1.8000</u> Intercept, bw = <u>1.5333</u> Correlation coefficient* = <u>0.9995</u>		
Set Correlation Factor		
Particulate Concentration by High Volume Sampler (µg/m <sup>3</sup> )		120.3
Particulate Concentration by Dust Meter (µg/m <sup>3</sup> )		66.0
Measuring time, (min)		60.0
Set Correlation Factor , SCF		
SCF = [ K=High Volume Sampler / Dust Meter, (µg/m <sup>3</sup> ) ]		<u>1.8</u>

In-house method in according to the instruction manual:

The Dust Monitor was compared with a calibrated High Volume Sampler and The result was used to generate the Correlation Factor (CF) between the Dust Monitor and High Volume Sampler.

**Those filter papers are weighted by HOKLAS laboratory (HPCT Limited)**

Calibrated by:   
 Technical Officer (Wong Shing Kwai)

Approved by:   
 Project Manager (Henry Leung)

**Certificate of Calibration**

It is certified that the item under calibration has been calibrated by corresponding calibrated High Volume Sampler


Description: Digital Dust Indicator Date of Calibration 31-Jul-24  
 Manufacturer: Sibata Scientific Technology LTD. Validity of Calibration Record 30-Sep-24  
 Model No.: LD-5R  
 Serial No.: 8Y2373  
 Equipment No.: SA-01-05 Sensitivity 0.001 mg/m3  
 High Volume Sampler No.: A-01-03 Before Sensitivity Adjustment 657  
 Tisch Calibration Orifice No.: 3864 After Sensitivity Adjustment 657


Calibration of 1 hr TSP		
Calibration Point	Laser Dust Monitor	HVS
	Mass Concentration (µg/m <sup>3</sup> ) X-axis	Mass concentration (µg/m <sup>3</sup> ) Y-axis
1	75.0	136.0
2	65.0	116.0
3	56.0	100.0
<b>Average</b>	<b>65.3</b>	<b>117.3</b>
<b>By Linear Regression of Y on X</b> Slope , mw = <u>1.8967</u> Intercept, bw = <u>-6.5830</u> Correlation coefficient* = <u>0.9994</u>		
Set Correlation Factor		
Particulate Concentration by High Volume Sampler (µg/m <sup>3</sup> )		117.3
Particulate Concentration by Dust Meter (µg/m <sup>3</sup> )		65.3
Measuring time, (min)		60.0
Set Correlation Factor , SCF SCF = [ K=High Volume Sampler / Dust Meter, (µg/m <sup>3</sup> ) ] <u>1.8</u>		

In-house method in according to the instruction manual:

The Dust Monitor was compared with a calibrated High Volume Sampler and The result was used to generate the Correlation Factor (CF) between the Dust Monitor and High Volume Sampler.

**Those filter papers are weighted by HOKLAS laboratory (HPCT Litimed)**

Calibrated by:   
 Technical Officer (Wong Shing Kwai)

Approved by:   
 Project Manager (Henry Leung)

**Certificate of Calibration**

It is certified that the item under calibration has been calibrated by corresponding calibrated High Volume Sampler


Description: Digital Dust Indicator Date of Calibration 31-Jul-24  
 Manufacturer: Sibata Scientific Technology LTD. Validity of Calibration Record 30-Sep-24  
 Model No.: LD-5R  
 Serial No.: 972777  
 Equipment No.: SA-01-06 Sensitivity 0.001 mg/m3  
 High Volume Sampler No.: A-01-03 Before Sensitivity Adjustment 645  
 Tisch Calibration Orifice No.: 3864 After Sensitivity Adjustment 645


Calibration of 1 hr TSP		
Calibration Point	Laser Dust Monitor	HVS
	Mass Concentration (µg/m <sup>3</sup> ) X-axis	Mass concentration (µg/m <sup>3</sup> ) Y-axis
1	76.0	137.0
2	66.0	118.0
3	56.0	100.0
<b>Average</b>	<b>66.0</b>	<b>118.3</b>
<b>By Linear Regression of Y on X</b> Slope , mw = <u>1.8500</u> Intercept, bw = <u>-3.7667</u> Correlation coefficient* = <u>0.9999</u>		
Set Correlation Factor		
Particulate Concentration by High Volume Sampler (µg/m <sup>3</sup> )		118.3
Particulate Concentration by Dust Meter (µg/m <sup>3</sup> )		66.0
Measuring time, (min)		60.0
Set Correlation Factor , SCF SCF = [ K=High Volume Sampler / Dust Meter, (µg/m <sup>3</sup> ) ] <u>1.8</u>		

In-house method in according to the instruction manual:

The Dust Monitor was compared with a calibrated High Volume Sampler and The result was used to generate the Correlation Factor (CF) between the Dust Monitor and High Volume Sampler.

**Those filter papers are weighted by HOKLAS laboratory (HPCT Litimed)**

Calibrated by:   
 Technical Officer (Wong Shing Kwai)

Approved by:   
 Project Manager (Henry Leung)

**Certificate of Calibration**

It is certified that the item under calibration has been calibrated by corresponding calibrated High Volume Sampler


Description: Digital Dust Indicator Date of Calibration 31-Jul-24  
 Manufacturer: Sibata Scientific Technology LTD. Validity of Calibration Record 30-Sep-24  
 Model No.: LD-5R  
 Serial No.: 972778  
 Equipment No.: SA-01-07 Sensitivity 0.001 mg/m3  
 High Volume Sampler No.: A-01-03 Before Sensitivity Adjustment 735 CPM  
 Tisch Calibration Orifice No.: 3864 After Sensitivity Adjustment 735 CPM


Calibration of 1 hr TSP		
Calibration Point	Laser Dust Monitor	HVS
	Mass Concentration (µg/m <sup>3</sup> ) X-axis	Mass concentration (µg/m <sup>3</sup> ) Y-axis
1	74.0	138.0
2	64.0	120.0
3	54.0	100.0
<b>Average</b>	<b>64.0</b>	<b>119.3</b>
<b>By Linear Regression of Y on X</b> Slope , mw = <u>1.9000</u> Intercept, bw = <u>-2.2667</u> Correlation coefficient* = <u>0.9995</u>		
Set Correlation Factor		
Particulate Concentration by High Volume Sampler (µg/m <sup>3</sup> )	119.3	
Particulate Concentration by Dust Meter (µg/m <sup>3</sup> )	64.0	
Measuring time, (min)	60.0	
Set Correlation Factor , SCF		
SCF = [ K=High Volume Sampler / Dust Meter, (µg/m <sup>3</sup> ) ]	<u>1.9</u>	

In-house method in according to the instruction manual:

The Dust Monitor was compared with a calibrated High Volume Sampler and The result was used to generate the Correlation Factor (CF) between the Dust Monitor and High Volume Sampler.

Those filter papers are weighted by HOKLAS laboratory (HPCT Limited)

Calibrated by:   
 Technical Officer (Wong Shing Kwai)

Approved by:   
 Project Manager (Henry Leung)

**Certificate of Calibration**

It is certified that the item under calibration has been calibrated by corresponding calibrated High Volume Sampler


Description: Digital Dust Indicator Date of Calibration 31-Jul-24  
 Manufacturer: Sibata Scientific Technology LTD. Validity of Calibration Record 30-Sep-24  
 Model No.: LD-5R  
 Serial No.: 972780  
 Equipment No.: SA-01-09 Sensitivity 0.001 mg/m3  
 High Volume Sampler No.: A-01-03 Before Sensitivity Adjustment 739 CPM  
 Tisch Calibration Orifice No.: 3864 After Sensitivity Adjustment 739 CPM


Calibration of 1 hr TSP		
Calibration Point	Laser Dust Monitor	HVS
	Mass Concentration (µg/m <sup>3</sup> ) X-axis	Mass concentration (µg/m <sup>3</sup> ) Y-axis
1	72.0	138.0
2	62.0	118.0
3	52.0	100.0
<b>Average</b>	<b>62.0</b>	<b>118.7</b>
<b>By Linear Regression of Y on X</b> Slope , mw = <u>1.9000</u> Intercept, bw = <u>0.8667</u> Correlation coefficient* = <u>0.9995</u>		
Set Correlation Factor		
Particulate Concentration by High Volume Sampler (µg/m <sup>3</sup> )		118.7
Particulate Concentration by Dust Meter (µg/m <sup>3</sup> )		62.0
Measuring time, (min)		60.0
Set Correlation Factor , SCF SCF = [ K=High Volume Sampler / Dust Meter, (µg/m <sup>3</sup> ) ] <u>1.9</u>		

In-house method in according to the instruction manual:

The Dust Monitor was compared with a calibrated High Volume Sampler and The result was used to generate the Correlation Factor (CF) between the Dust Monitor and High Volume Sampler.

**Those filter papers are weighted by HOKLAS laboratory (HPCT Limited)**

Calibrated by:   
 Technical Officer (Wong Shing Kwai)

Approved by:   
 Project Manager (Henry Leung)

**High Precision Chemical Testing Ltd.**

Rm 1904, Technology Park  
18 On Lai Street, Shatin  
NT, Hong Kong  
Tel: +852 3841 4388 Website: <https://www.hpct.com.hk>



Report No. : 00736  
Application No. : HP00592

Issue Date : 28 Jun 2024

**Certificate of Calibration**

Applicant : Cinotech Consultants Limited  
RM 1710, Technology Park,  
18 On Lai Street,  
Shatin, N.T., Hong Kong

Sample Description : Submitted equipment stated to be Sound Level Calibrator.

Equipment No.: : N-16-01

Manufacturer: : Hangzhou Aihua Instruments Co., Ltd.

Other information : Model No.	AWA6021A
Serial No.	1023253

Date Received : 27 Jun 2024

Test Period : 28 Jun 2024 to 28 Jun 2024

Test Requested : Performance checking for Sound Level Calibrator

Test Method : The Sound Level Meter and Calibrator has been calibrated in accordance with the documented procedures and using standard and instrument which are recommended by the manufacturer, or equivalent.

Test conditions : Room Temperature: 22-25 degree Celsius  
Relative Humidity: 35-70%

Test Result : Refer to the test result(s) on page 2.

Remark : 1. Information of the sample description provided by the Applicant.  
2. The result(s) relate only to the items tested or calibrated.

***For and on behalf of  
HIGH PRECISION CHEMICAL TESTING LIMITED***

Lee Wai Kit  
Laboratory Manager

## High Precision Chemical Testing Ltd.

Rm 1904, Technology Park  
18 On Lai Street, Shatin  
NT, Hong Kong  
Tel: +852 3841 4388 Website: <https://www.hpct.com.hk>



Report No. : 00736  
Application No. : HP00592

Issue Date : 28 Jun 2024

### Certificate of Calibration

Measuring equipment :	Description	Sound Calibrator
	Manufacturer	Brüel & Kjær
	Model No.	TYPE 4231
	Serial No.	2326353
	Equipment No.	N-02-01
	Description	Sound Meter
	Manufacturer	BSWA Technology
	Model No.	BSWA 308
	Serial No.	570183
	Microphone No.	570605
	Equipment No.	N-12-01

Test Result :

Reference value, dB	Indication value, dB	Deviation, dB	Allowed deviation, dB
94.0	94.1	+ 0.1	± 0.3
114.0	114.1	+ 0.1	± 0.5

**Note** : 1. "Instrument Readings" presents the figures shown on item under calibration / checking regardless of equipment precision or significant figures.  
2. The indication value was obtained from the average of ten replicated measurement.

- End of report -

## High Precision Chemical Testing Ltd.

Rm 1904, Technology Park  
18 On Lai Street, Shatin  
NT, Hong Kong  
Tel: +852 3841 4388 Website: <https://www.hpct.com.hk>



Report No. : 00582  
Application No. : HP00451

Issue Date : 14 Feb 2024

### Certificate of Calibration

Applicant : Cinotech Consultants Limited  
RM 1710, Technology Park,  
18 On Lai Street,  
Shatin, N.T., Hong Kong

Sample Description : Submitted equipment stated to be Sound Level Calibrator.

Equipment No.: : N-16-02

Manufacturer: : Hangzhou Aihua Instruments Co., Ltd.

Other information :

Model No.	AWA6021A
Serial No.	1023064

Date Received : 14 Feb 2024

Test Period : 15 Feb 2024 to 15 Feb 2024

Test Requested : Performance checking for Sound Level Calibrator

Test Method : The Sound Level Meter and Calibrator has been calibrated in accordance with the documented procedures and using standard and instrument which are recommended by the manufacturer, or equivalent.

Test conditions : Room Temperature: 22-25 degree Celsius  
Relative Humidity: 35-70%

Test Result : Refer to the test result(s) on page 2.

Remark : **1. Information of the sample description provided by the Applicant.**  
**2. The result(s) relate only to the items tested or calibrated.**

*For and on behalf of*  
**HIGH PRECISION CHEMICAL TESTING LIMITED**

A handwritten signature in black ink, appearing to read 'Lee Wai Kit', is written over a horizontal line.

Lee Wai Kit  
Laboratory Manager



## High Precision Chemical Testing Ltd.

Rm 1904, Technology Park  
18 On Lai Street, Shatin  
NT, Hong Kong  
Tel: +852 3841 4388 Website: <https://www.hpct.com.hk>



Report No. : 00582  
Application No. : HP00451

Issue Date : 14 Feb 2024

### Certificate of Calibration

Measuring equipment :	Description	Sound Calibrator
	Manufacturer	Brüel & Kjær
	Model No.	TYPE 4231
	Serial No.	2326353
	Equipment No.	N-02-01
	Description	Sound Meter
	Manufacturer	SVANTEK
	Model No.	SVAN 977
	Serial No.	92677
	Microphone No.	10352
	Equipment No.	N-14-01

Test Result :

Reference value, dB	Indication value, dB	Deviation, dB	Allowed deviation, dB
94.0	94.2	+ 0.2	± 0.3
114.0	114.2	+ 0.2	± 0.5

**Note** : 1. "Instrument Readings" presents the figures shown on item under calibration / checking regardless of equipment precision or significant figures.  
2. The indication value was obtained from the average of ten replicated measurement.

- End of report -

## High Precision Chemical Testing Ltd.

Rm 1904, Technology Park  
18 On Lai Street, Shatin  
NT, Hong Kong  
Tel: +852 3841 4388 Website: <https://www.hpct.com.hk>



Report No. : 00583  
Application No. : HP00452

Issue Date : 16 Feb 2024

### Certificate of Calibration

Applicant : Cinotech Consultants Limited  
RM 1710, Technology Park,  
18 On Lai Street,  
Shatin, N.T., Hong Kong

Sample Description : Submitted equipment stated to be Integrating Sound Level Meter.

Equipment No.: : N-08-07

Manufacturer: : SVANTEK

Other information :

Model No.	SVAN 957
Serial No.	21455
Microphone No.	17204

Date Received : 14 Feb 2024

Test Period : 15 Feb 2024 to 15 Feb 2024

Test Requested : Performance checking for Sound Level Meter

Test Method : The Sound Level Calibrator has been calibrated in accordance with the documented procedures and using standard and instrument which are recommended by the manufacturer, or equivalent.

Test conditions : Room Temperature: 22-25 degree Celsius  
Relative Humidity: 35-70%

Test Result : Refer to the test result(s) on page 2.

Remark : **1. Information of the sample description provided by the Applicant.**  
**2. The result(s) relate only to the items tested or calibrated.**

*For and on behalf of*  
**HIGH PRECISION CHEMICAL TESTING LIMITED**

A handwritten signature in black ink, appearing to be 'Lee Wai Kit', written over a horizontal line.

Lee Wai Kit  
Laboratory Manager

**High Precision Chemical Testing Ltd.**

Rm 1904, Technology Park  
18 On Lai Street, Shatin  
NT, Hong Kong  
Tel: +852 3841 4388 Website: <https://www.hpct.com.hk>



Report No. : 00583  
Application No. : HP00452

Issue Date : 16 Feb 2024

**Certificate of Calibration**

Measuring equipment :

Description	Sound Calibrator
Manufacturer	Brüel & Kjær
Model No.	TYPE 4231
Serial No.	2326353
Equipment No.	N-02-01

Test Result :

Reference value, dB	Indication value, dB	Deviation, dB	Allowed deviation, dB
94.0	94.1	+ 0.1	± 1.5
114.0	114.1	+ 0.1	± 1.5

- Note** : 1. "Instrument Readings" presents the figures shown on item under calibration / checking regardless of equipment precision or significant figures.  
2. The indication value was obtained from the average of ten replicated measurement.

- End of report -

## High Precision Chemical Testing Ltd.

Rm 1904, Technology Park  
18 On Lai Street, Shatin  
NT, Hong Kong  
Tel: +852 3841 4388 Website: <https://www.hpct.com.hk>



Report No. : 00647  
Application No. : HP00514

Issue Date : 11 Apr 2024

### Certificate of Calibration

Applicant : Cinotech Consultants Limited  
RM 1710, Technology Park,  
18 On Lai Street,  
Shatin, N.T., Hong Kong

Sample Description : Submitted equipment stated to be Integrating Sound Level Meter.

Equipment No.: : N-12-01

Manufacturer: : BSWA Technology

Other information :

Model No.	BSWA 308
Serial No.	570183
Microphone No.	590073

Date Received : 09 Apr 2024

Test Period : 09 Apr 2024 to 09 Apr 2024

Test Requested : Performance checking for Sound Level Meter

Test Method : The Sound Level Calibrator has been calibrated in accordance with the documented procedures and using standard and instrument which are recommended by the manufacturer, or equivalent.

Test conditions : Room Temperature: 22-25 degree Celsius  
Relative Humidity: 35-70%

Test Result : Refer to the test result(s) on page 2.

Remark : **1. Information of the sample description provided by the Applicant.**  
**2. The result(s) relate only to the items tested or calibrated.**

*For and on behalf of*  
**HIGH PRECISION CHEMICAL TESTING LIMITED**

A handwritten signature in black ink, appearing to be 'Lee Wai Kit', written over a horizontal line.

Lee Wai Kit  
Laboratory Manager

**High Precision Chemical Testing Ltd.**

Rm 1904, Technology Park  
18 On Lai Street, Shatin  
NT, Hong Kong  
Tel: +852 3841 4388 Website: <https://www.hpct.com.hk>



Report No. : 00647  
Application No. : HP00514

Issue Date : 11 Apr 2024

**Certificate of Calibration**

Measuring equipment :

Description	Sound Calibrator
Manufacturer	Brüel & Kjær
Model No.	TYPE 4231
Serial No.	2326353
Equipment No.	N-02-01

Test Result :

Reference value, dB	Indication value, dB	Deviation, dB	Allowed deviation, dB
94.0	94.1	+ 0.1	± 1.5
114.0	114.2	+ 0.2	± 1.5

- Note** : 1. "Instrument Readings" presents the figures shown on item under calibration / checking regardless of equipment precision or significant figures.  
2. The indication value was obtained from the average of ten replicated measurement.

- End of report -

## High Precision Chemical Testing Ltd.

Rm 1904, Technology Park  
18 On Lai Street, Shatin  
NT, Hong Kong  
Tel: +852 3841 4388 Website: <https://www.hpct.com.hk>



Report No. : 00648  
Application No. : HP00515

Issue Date : 11 Apr 2024

### Certificate of Calibration

Applicant : Cinotech Consultants Limited  
RM 1710, Technology Park,  
18 On Lai Street,  
Shatin, N.T., Hong Kong

Sample Description : Submitted equipment stated to be Integrating Sound Level Meter.

Equipment No.: : N-12-05

Manufacturer: : BSWA Technology

Other information :

Model No.	BSWA 308
Serial No.	580287
Microphone No.	570610

Date Received : 09 Apr 2024

Test Period : 09 Apr 2024 to 09 Apr 2024

Test Requested : Performance checking for Sound Level Meter

Test Method : The Sound Level Calibrator has been calibrated in accordance with the documented procedures and using standard and instrument which are recommended by the manufacturer, or equivalent.

Test conditions : Room Temperature: 22-25 degree Celsius  
Relative Humidity: 35-70%

Test Result : Refer to the test result(s) on page 2.

Remark : **1. Information of the sample description provided by the Applicant.**  
**2. The result(s) relate only to the items tested or calibrated.**

***For and on behalf of***  
**HIGH PRECISION CHEMICAL TESTING LIMITED**

A handwritten signature in black ink, appearing to read 'Lee Wai Kit', is written over a horizontal line.

Lee Wai Kit  
Laboratory Manager

**High Precision Chemical Testing Ltd.**

Rm 1904, Technology Park  
18 On Lai Street, Shatin  
NT, Hong Kong  
Tel: +852 3841 4388 Website: <https://www.hpct.com.hk>



Report No. : 00648  
Application No. : HP00515

Issue Date : 11 Apr 2024

**Certificate of Calibration**

Measuring equipment :

Description	Sound Calibrator
Manufacturer	Brüel & Kjær
Model No.	TYPE 4231
Serial No.	2326353
Equipment No.	N-02-01

Test Result :

Reference value, dB	Indication value, dB	Deviation, dB	Allowed deviation, dB
94.0	94.1	+ 0.1	± 1.5
114.0	114.1	+ 0.1	± 1.5

- Note** : 1. "Instrument Readings" presents the figures shown on item under calibration / checking regardless of equipment precision or significant figures.  
2. The indication value was obtained from the average of ten replicated measurement.

- End of report -

## High Precision Chemical Testing Ltd.

Rm 1904, Technology Park  
18 On Lai Street, Shatin  
NT, Hong Kong  
Tel: +852 3841 4388 Website: <https://www.hpct.com.hk>



Report No. : 00618  
Application No. : HP00473

Issue Date : 18 Mar 2024

### Certificate of Calibration

Applicant : Cinotech Consultants Limited  
RM 1710, Technology Park,  
18 On Lai Street,  
Shatin, N.T., Hong Kong

Sample Description : Submitted equipment stated to be Integrating Sound Level Meter.

Equipment No.: : N-12-06

Manufacturer: : BSWA Technology

Other information :

Model No.	BSWA 308
Serial No.	580156
Microphone No.	580804

Date Received : 06 Mar 2024

Test Period : 14 Mar 2024 to 14 Mar 2024

Test Requested : Performance checking for Sound Level Meter

Test Method : The Sound Level Calibrator has been calibrated in accordance with the documented procedures and using standard and instrument which are recommended by the manufacturer, or equivalent.

Test conditions : Room Temperature: 22-25 degree Celsius  
Relative Humidity: 35-70%

Test Result : Refer to the test result(s) on page 2.

Remark : 1. Information of the sample description provided by the Applicant.  
2. The result(s) relate only to the items tested or calibrated.

*For and on behalf of*  
**HIGH PRECISION CHEMICAL TESTING LIMITED**

A handwritten signature in black ink, appearing to be 'Lee Wai Kit', written over a horizontal line.

Lee Wai Kit  
Laboratory Manager



## High Precision Chemical Testing Ltd.

Rm 1904, Technology Park  
18 On Lai Street, Shatin  
NT, Hong Kong  
Tel: +852 3841 4388 Website: <https://www.hpct.com.hk>



Report No. : 00618

Issue Date : 18 Mar 2024

Application No. : HP00473

### Certificate of Calibration

Measuring equipment :	Description	Sound Calibrator
	Manufacturer	Brüel & Kjær
	Model No.	TYPE 4231
	Serial No.	2326353
	Equipment No.	N-02-01

Test Result :

Reference value, dB	Indication value, dB	Deviation, dB	Allowed deviation, dB
94.0	94.0	± 0.0	± 1.5
114.0	114.1	+ 0.1	± 1.5

- Note** : 1. "Instrument Readings" presents the figures shown on item under calibration / checking regardless of equipment precision or significant figures.  
2. The indication value was obtained from the average of ten replicated measurement.

- End of report -