



TISCH ENVIRONMENTAL, INC.
 145 SOUTH MIAMI AVE
 VILLAGE OF CLEVELS, OH
 45002
 513.467.9000
 877.263.7610 TOLL FREE
 513.467.9009 FAX

ORIFICE TRANSFER STANDARD CERTIFICATION WORKSHEET TE-5025A

Date - Jan 14, 2016 Rootsmeter S/N 0438320 Ta (K) - 292
 Operator Tisch Orifice I.D. - 2456 Pa (mm) - 748.03

PLATE OR Run #	VOLUME START (m3)	VOLUME STOP (m3)	DIFF VOLUME (m3)	DIFF TIME (min)	METER	ORFICE
					DIFF Hg (mm)	DIFF H2O (in.)
1	NA	NA	1.00	1.4420	3.2	2.00
2	NA	NA	1.00	1.0220	6.4	4.00
3	NA	NA	1.00	0.9130	7.9	5.00
4	NA	NA	1.00	0.8670	8.8	5.50
5	NA	NA	1.00	0.7170	12.7	8.00

DATA TABULATION

Vstd	(x axis) Qstd	(y axis)	Va	(x axis) Qa	(y axis)
1.0002	0.6936	1.4174	0.9957	0.6905	0.8836
0.9959	0.9745	2.0045	0.9915	0.9701	1.2496
0.9938	1.0885	2.2411	0.9893	1.0836	1.3971
0.9926	1.1449	2.3504	0.9882	1.1398	1.4653
0.9874	1.3771	2.8347	0.9830	1.3710	1.7672
Qstd slope (m) = 2.07173			Qa slope (m) = 1.29728		
intercept (b) = -0.01761			intercept (b) = -0.01098		
coefficient (r) = 0.99996			coefficient (r) = 0.99996		
y axis = SQRT[H2O(Pa/760) (298/Ta)]			y axis = SQRT[H2O(Ta/Pa)]		

CALCULATIONS

$$Vstd = \text{Diff. Vol} [(Pa - \text{Diff. Hg}) / 760] (298 / Ta)$$

$$Qstd = Vstd / \text{Time}$$

$$Va = \text{Diff Vol} [(Pa - \text{Diff Hg}) / Pa]$$

$$Qa = Va / \text{Time}$$

For subsequent flow rate calculations:

$$Qstd = 1/m \{ [\text{SQRT}(\text{H2O}(\text{Pa}/760) (298/\text{Ta}))] - b \}$$

$$Qa = 1/m \{ [\text{SQRT} \text{H2O}(\text{Ta}/\text{Pa})] - b \}$$

MATERIALAB CONSULTANTS LIMITED

Room 723 & 725, 7/F, Block B,
Profit Industrial Building,
1-15 Kwai Fung Crescent, Kwai Fong,
Hong Kong.

Tel : (852)-24508238
Fax : (852)-24508032
Email : mcl@fugro.com.hk



TSP SAMPLER CALIBRATION CALCULATION SPREADSHEET

Project : Environmental Monitoring Works For Contract No. KLN/2015/07			Date of Calibration: 16-Nov-16		
Location : KER1b			Next Calibration Date: 15-Feb-17		
Brand:	Tisch		Technician: Jimmy Lui		
Model:	TE-5170	S/N:	3482		

CONDITIONS					
Sea Level Pressure (hPa):	1017.2	Corrected Pressure (mm Hg):	763		
Temperature (°C):	25	Temperature (K):	298		

CALIBRATION ORIFICE					
Make:	Tisch	Qstd Slope:	2.07173		
Model:	TE-5025A	Qstd Intercept:	-0.01761		
Calibration Date:	14-Jan-16	Expiry Date:	14-Jan-17		
S/N:	2456				

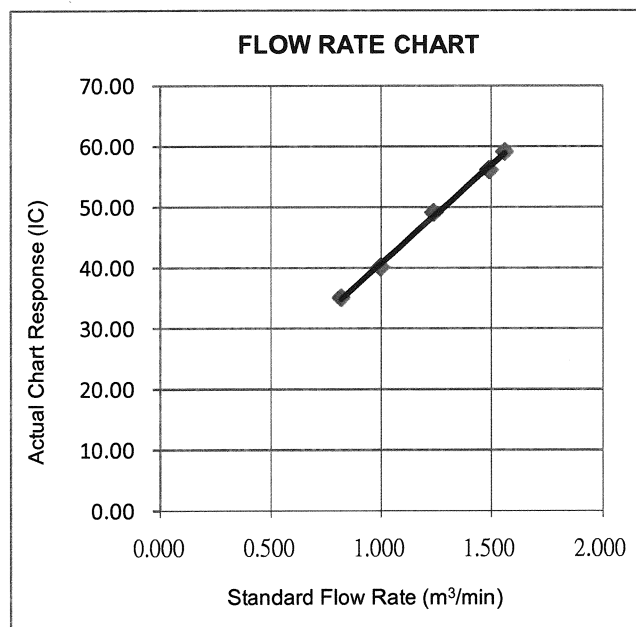
CALIBRATIONS							
Plate No.	H2O (L) (in)	H2O (R) (in)	H2O (in)	Qstd (m ³ /min)	I (chart)	IC (corrected)	LINEAR REGRESSION
18	12.20	1.90	10.300	1.561	59.00	59.12	Slope = 32.3615 Intercept = 8.3422 Corr. coeff.: 0.9987
13	11.50	2.10	9.400	1.491	56.00	56.11	
10	10.30	3.80	6.500	1.242	49.00	49.10	
7	8.80	4.60	4.200	1.000	40.00	40.08	
5	7.90	5.10	2.800	0.818	35.00	35.07	

Calculations:

$Qstd = 1/m[\text{Sqrt}(H2O(Pa/Pstd)(Tstd/Ta))-b]$
 $IC = I[\text{Sqrt}(Pa/Pstd)(Tstd/Ta)]$
 Qstd = standard flow rate
 IC = corrected chart response
 I = actual chart response
 m = calibrator Qstd slope
 b = calibrator Qstd intercept
 Ta = actual temperature during calibration (deg K)
 Pa = actual pressure during calibration (mm Hg)
 Tstd = 298 deg K
 Pstd = 760 mm Hg

For subsequent calculation of sampler flow:

$1/m((I)[\text{Sqrt}(298/Tav)(Pav/760)]-b)$
 m = sampler slope
 b = sampler intercept
 I = chart response
 Tav = daily average temperature
 Pav = daily average pressure



CHOI KAM HO
Project Consultant

Report Date: 16th November, 2016

MATERIALAB CONSULTANTS LIMITED

Room 723 & 725, 7/F, Block B,
Profit Industrial Building,
1-15 Kwai Fung Crescent, Kwai Fong,
Hong Kong.

Tel : (852)-24508238
Fax : (852)-24508032
Email : mcl@fugro.com.hk



TSP SAMPLER CALIBRATION CALCULATION SPREADSHEET

Project : Environmental Monitoring Works For Contract No. KLN/2015/07			Date of Calibration: 12-Oct-16
Location : KTD1a			Next Calibration Date: 11-Jan-17
Brand:	Tisch		Technician: Jimmy Lui
Model:	TE-5170	S/N: 4037	

CONDITIONS			
Sea Level Pressure (hPa):	1012.5	Corrected Pressure (mm Hg):	759
Temperature (°C):	25	Temperature (K):	298

CALIBRATION ORIFICE			
Make:	Tisch	Qstd Slope:	2.07173
Model:	TE-5025A	Qstd Intercept:	-0.01761
Calibration Date:	14-Jan-16	Expiry Date:	14-Jan-17
S/N:	2456		

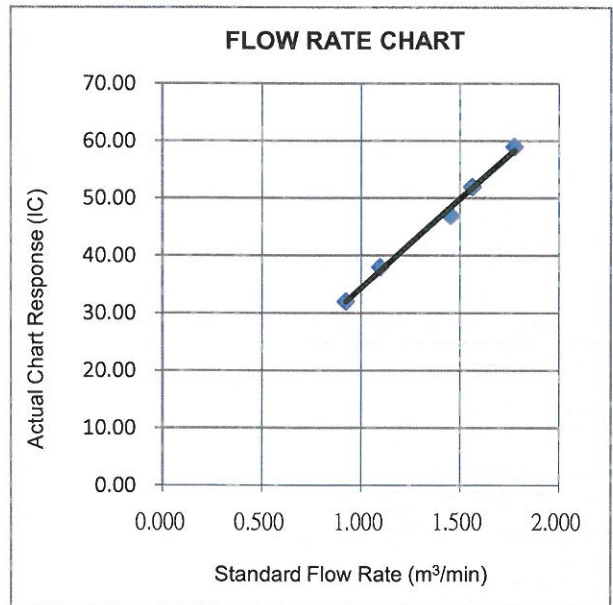
CALIBRATIONS							
Plate No.	H2O (L) (in)	H2O (R) (in)	H2O (in)	Qstd (m ³ /min)	I (chart)	IC (corrected)	LINEAR REGRESSION
18	11.00	-2.40	13.400	1.774	59.00	58.96	Slope = 30.9648 Intercept = 3.3615 Corr. coeff.: 0.9968
13	9.50	-0.90	10.400	1.564	52.00	51.97	
10	8.80	-0.20	9.000	1.456	47.00	46.97	
7	6.90	1.80	5.100	1.098	38.00	37.97	
5	6.10	2.50	3.600	0.924	32.00	31.98	

Calculations:

$Qstd = 1/m[\text{Sqrt}(H2O(Pa/Pstd)(Tstd/Ta))-b]$
 $IC = I[\text{Sqrt}(Pa/Pstd)(Tstd/Ta)]$
 Qstd = standard flow rate
 IC = corrected chart response
 I = actual chart response
 m = calibrator Qstd slope
 b = calibrator Qstd intercept
 Ta = actual temperature during calibration (deg K)
 Pa = actual pressure during calibration (mm Hg)
 Tstd = 298 deg K
 Pstd = 760 mm Hg

For subsequent calculation of sampler flow:

$1/m((I)[\text{Sqrt}(298/Tav)(Pav/760)]-b)$
 m = sampler slope
 b = sampler intercept
 I = chart response
 Tav = daily average temperature
 Pav = daily average pressure



CHOI KAM HO
Project Consultant

Report Date: 12th October, 2016

TSP SAMPLER CALIBRATION CALCULATION SPREADSHEET

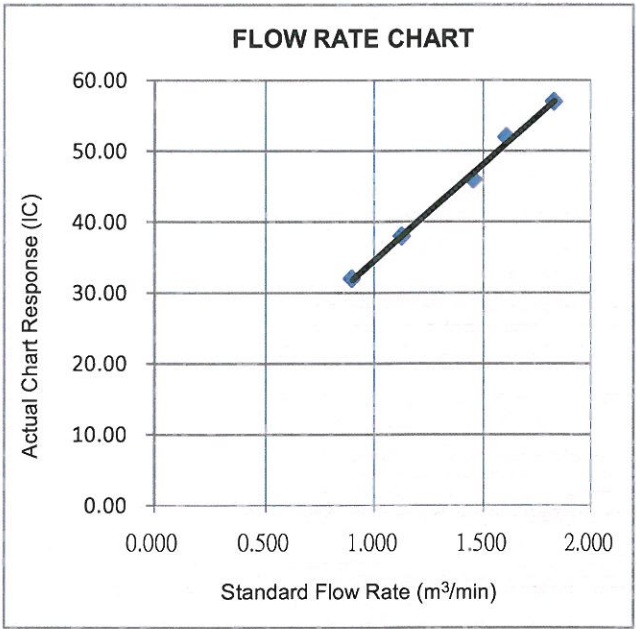
Project : Environmental Monitoring Works For Contract No. KLN/2015/07			Date of Calibration: 12-Oct-16
Location : KTD2a			Next Calibration Date: 11-Jan-17
Brand:	Tisch		Technician: Jimmy Lui
Model:	TE-5170	S/N: 3838	

CONDITIONS			
Sea Level Pressure (hPa):	1012.5	Corrected Pressure (mm Hg):	759
Temperature (°C):	25	Temperature (K):	298

CALIBRATION ORIFICE			
Make:	Tisch	Qstd Slope:	2.07173
Model:	TE-5025A	Qstd Intercept:	-0.01761
Calibration Date:	14-Jan-16	Expiry Date:	14-Jan-17
S/N:	2456		

CALIBRATIONS							
Plate No.	H2O (L) (in)	H2O (R) (in)	H2O (in)	Qstd (m ³ /min)	I (chart)	IC (corrected)	LINEAR REGRESSION
18	11.30	-2.90	14.200	1.826	57.00	56.96	Slope = 27.2421 Intercept = 7.2807 Corr. coeff.: 0.9979
13	9.70	-1.30	11.000	1.608	52.00	51.97	
10	8.70	-0.30	9.000	1.456	46.00	45.97	
7	6.90	1.50	5.400	1.129	38.00	37.97	
5	5.90	2.50	3.400	0.898	32.00	31.98	

Calculations:
 $Qstd = 1/m[\text{sqrt}(H2O(Pa/Pstd)(Tstd/Ta)) - b]$
 $IC = I[\text{sqrt}(Pa/Pstd)(Tstd/Ta)]$
 Qstd = standard flow rate
 IC = corrected chart response
 I = actual chart response
 m = calibrator Qstd slope
 b = calibrator Qstd intercept
 Ta = actual temperature during calibration (deg K)
 Pa = actual pressure during calibration (mm Hg)
 Tstd = 298 deg K
 Pstd = 760 mm Hg
For subsequent calculation of sampler flow:
 $1/m((I) [\text{sqrt}(298/Tav)(Pav/760)] - b)$
 m = sampler slope
 b = sampler intercept
 I = chart response
 Tav = daily average temperature
 Pav = daily average pressure




CHOI KAM HO
Project Consultant

Report Date: 12th October, 2016

MATERIALAB CONSULTANTS LIMITED

Room 723 & 725, 7/F, Block B,
 Profit Industrial Building,
 1-15 Kwai Fung Crescent, Kwai Fong,
 Hong Kong.

Tel : (852)-24508238
 Fax : (852)-24508032
 Email : mcl@fugro.com.hk



TSP SAMPLER CALIBRATION CALCULATION SPREADSHEET

Project : Environmental Monitoring Works For Contract No. KLN/2015/07			Date of Calibration: 10-Jan-17
Location : KER1b			Next Calibration Date: 7-Apr-17
Brand:	Tisch		Technician: Jimmy Lui
Model:	TE-5170	S/N: 3482	

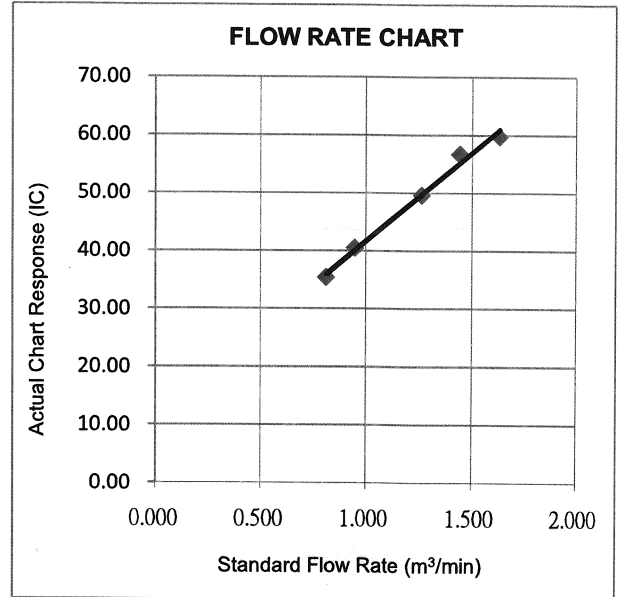
CONDITIONS			
Sea Level Pressure (hPa):	1018.1	Corrected Pressure (mm Hg):	764
Temperature (°C):	19	Temperature (K):	292

CALIBRATION ORIFICE			
Make:	Tisch	Qstd Slope:	2.07173
Model:	TE-5025A	Qstd Intercept:	-0.01761
Calibration Date:	14-Jan-16	Expiry Date:	14-Jan-17
S/N:	2456		

CALIBRATIONS							
Plate No.	H2O (L) (in)	H2O (R) (in)	H2O (in)	Qstd (m³/min)	I (chart)	IC (corrected)	LINEAR REGRESSION
18	-0.60	-11.60	11.000	1.630	59.00	59.76	Slope = 30.4307 Intercept = 11.3049 Corr. coeff.: 0.9952
13	-1.80	-10.40	8.600	1.442	56.00	56.72	
10	-2.80	-9.40	6.600	1.265	49.00	49.63	
7	-4.20	-7.90	3.700	0.949	40.00	40.52	
5	-4.70	-7.40	2.700	0.812	35.00	35.45	

Calculations:

$Qstd = 1/m[\sqrt{(H2O(Pa/Pstd)(Tstd/Ta))}-b]$
 $IC = I[\sqrt{(Pa/Pstd)(Tstd/Ta)}$
 Qstd = standard flow rate
 IC = corrected chart response
 I = actual chart response
 m = calibrator Qstd slope
 b = calibrator Qstd intercept
 Ta = actual temperature during calibration (deg K)
 Pa = actual pressure during calibration (mm Hg)
 Tstd = 298 deg K
 Pstd = 760 mm Hg
For subsequent calculation of sampler flow:
 $1/m((I)[\sqrt{(298/Tav)(Pav/760)}]-b)$
 m = sampler slope
 b = sampler intercept
 I = chart response
 Tav = daily average temperature
 Pav = daily average pressure



CHOI KAM HO
 Project Consultant

Report Date: 10th January, 2017

MATERIALAB CONSULTANTS LIMITED

Room 723 & 725, 7/F, Block B,
 Profit Industrial Building,
 1-15 Kwai Fung Crescent, Kwai Fong,
 Hong Kong.

Tel : (852)-24508238
 Fax : (852)-24508032
 Email : mcl@fugro.com.hk



TSP SAMPLER CALIBRATION CALCULATION SPREADSHEET

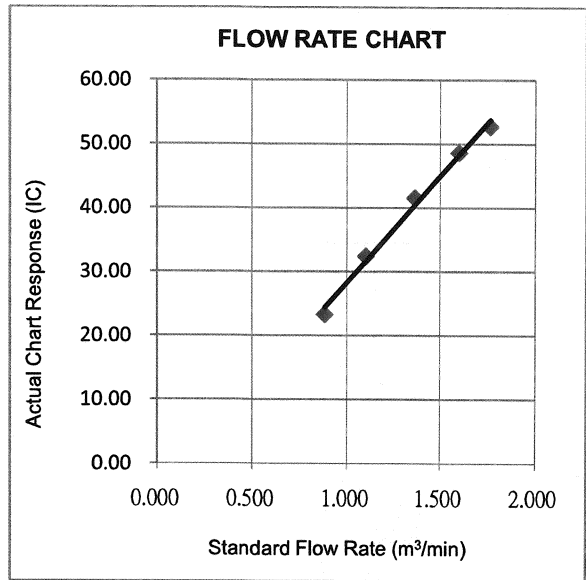
Project : Environmental Monitoring Works For Contract No. KLN/2015/07			Date of Calibration: 10-Jan-17
Location : KTD1a			Next Calibration Date: 7-Apr-17
Brand:	Tisch		Technician: Jimmy Lui
Model:	TE-5170	S/N: 4037	

CONDITIONS			
Sea Level Pressure (hPa):	1018.1	Corrected Pressure (mm Hg):	764
Temperature (°C):	19	Temperature (K):	292

CALIBRATION ORIFICE			
Make:	Tisch	Qstd Slope:	2.07173
Model:	TE-5025A	Qstd Intercept:	-0.01761
Calibration Date:	14-Jan-16	Expiry Date:	14-Jan-17
S/N:	2456		

CALIBRATIONS							
Plate No.	H2O (L) (in)	H2O (R) (in)	H2O (in)	Qstd (m ³ /min)	I (chart)	IC (corrected)	LINEAR REGRESSION
18	0.40	-12.50	12.900	1.764	52.00	52.67	Slope = 33.2726 Intercept = -4.9783 Corr. coeff.: 0.9963
13	-0.80	-11.40	10.600	1.600	48.00	48.62	
10	-2.20	-9.90	7.700	1.365	41.00	41.53	
7	-3.50	-8.50	5.000	1.102	32.00	32.41	
5	-4.40	-7.60	3.200	0.883	23.00	23.30	

Calculations:
 $Qstd = 1/m[\sqrt{(H2O(Pa/Pstd)(Tstd/Ta))}-b]$
 $IC = I[\sqrt{(Pa/Pstd)(Tstd/Ta)}]$
 Qstd = standard flow rate
 IC = corrected chart response
 I = actual chart response
 m = calibrator Qstd slope
 b = calibrator Qstd intercept
 Ta = actual temperature during calibration (deg K)
 Pa = actual pressure during calibration (mm Hg)
 Tstd = 298 deg K
 Pstd = 760 mm Hg
For subsequent calculation of sampler flow:
 $1/m((I)[\sqrt{(298/Tav)(Pav/760)}]-b)$
 m = sampler slope
 b = sampler intercept
 I = chart response
 Tav = daily average temperature
 Pav = daily average pressure



Signature
CHOI KAM HO
 Project Consultant

Report Date: 10th January, 2017

MATERIALAB CONSULTANTS LIMITED

Room 723 & 725, 7/F, Block B,
 Profit Industrial Building,
 1-15 Kwai Fung Crescent, Kwai Fong,
 Hong Kong.

Tel : (852)-24508238
 Fax : (852)-24508032
 Email : mcl@fugro.com.hk



TSP SAMPLER CALIBRATION CALCULATION SPREADSHEET

Project : Environmental Monitoring Works For Contract No. KLN/2015/07			Date of Calibration: 10-Jan-17
Location : KTD2a			Next Calibration Date: 7-Apr-17
Brand:	Tisch		Technician: Jimmy Lui
Model:	TE-5170	S/N: 3838	

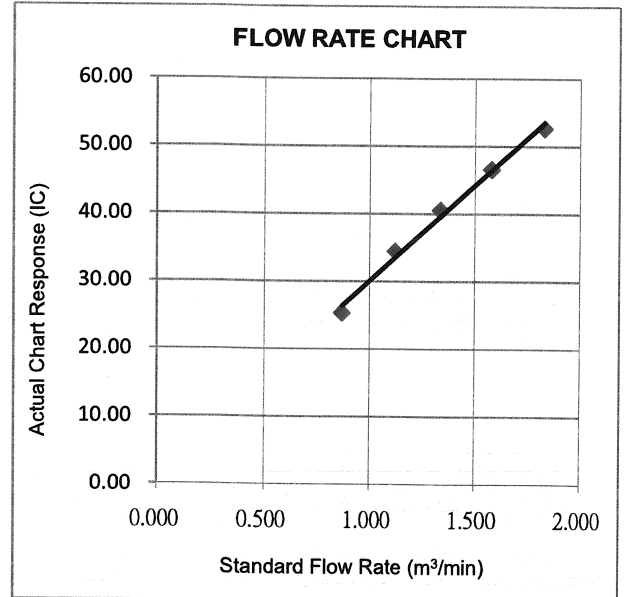
CONDITIONS			
Sea Level Pressure (hPa):	1018.1	Corrected Pressure (mm Hg):	764
Temperature (°C):	19	Temperature (K):	292

CALIBRATION ORIFICE			
Make:	Tisch	Qstd Slope:	2.07173
Model:	TE-5025A	Qstd Intercept:	-0.01761
Calibration Date:	14-Jan-16	Expiry Date:	14-Jan-17
S/N:	2456		

CALIBRATIONS							
Plate No.	H2O (L) (in)	H2O (R) (in)	H2O (in)	Qstd (m ³ /min)	I (chart)	IC (corrected)	LINEAR REGRESSION
18	0.80	-13.00	13.800	1.825	52.00	52.67	Slope = 28.2743 Intercept = 1.8309 Corr. coeff.: 0.9964
13	-0.80	-11.10	10.300	1.578	46.00	46.59	
10	-2.30	-9.70	7.400	1.338	40.00	40.52	
7	-3.30	-8.50	5.200	1.123	34.00	34.44	
5	-4.40	-7.50	3.100	0.869	25.00	25.32	

Calculations:

$Q_{std} = 1/m[\sqrt{H_2O(P_a/P_{std})(T_{std}/T_a)} - b]$
 $IC = I[\sqrt{P_a/P_{std}}(T_{std}/T_a)]$
 Qstd = standard flow rate
 IC = corrected chart response
 I = actual chart response
 m = calibrator Qstd slope
 b = calibrator Qstd intercept
 T_a = actual temperature during calibration (deg K)
 P_a = actual pressure during calibration (mm Hg)
 T_{std} = 298 deg K
 P_{std} = 760 mm Hg
For subsequent calculation of sampler flow:
 $1/m(I[\sqrt{298/T_{av}}(P_{av}/760)] - b)$
 m = sampler slope
 b = sampler intercept
 I = chart response
 T_{av} = daily average temperature
 P_{av} = daily average pressure



CHOI KAM HO
 Project Consultant

Report Date: 10th January, 2017

FUGRO TECHNICAL SERVICES LIMITED

Fugro Development Centre,
5 Lok Yi Street, Tai Lam,
Tuen Mun, N.T.,
Hong Kong.

Tel : +852 2450 8233
Fax : +852 2450 6138
E-mail : matlab@fugro.com
Website : www.materialab.com

Materialab

Report No. : 161966CA161195

Page 1 of 1

CALIBRATION CERTIFICATE OF ANEMOMETER

Client Supplied Information

Client : Materialab Consultants Ltd.

Address: Room 723 & 725, 7/F., Block B Profit Industrial Building, 1-15 Kwai Fung Crescent, Kwai Chung, N.T.

Project : Calibration Services

Details of Unit Under Test, UUT

Description : Anemometer

Manufacturer : Smart Sensor

Model No. : AR816+

Equipment ID.: MC-A-001

Next Calibration Date : 05-Jun-2017

Laboratory Information

Details of Reference Equipment –

Description : Reference Anemometer

Equipment ID.: R-101-4

Date of Calibration : 06-Jun-2016 Ambient Temperature : 21 °C

Calibration Location : Calibration Laboratory of Materialab



Method Used : By direct Comparison

Calibration Results :

Reference Reading (m/s)	UUT Reading (m/s)	Error (m/s)
0.00	0.0	0.00
0.99	1.0	+0.01
2.02	2.0	-0.02
5.00	5.0	0.00
9.98	9.9	-0.08

Remarks :

1. The equipment being used in this calibration is traceable to recognized National Standards.

Checked by :  Date : 7-6-2016 Certified by :  Date : 7-6-2016
CA-R-297 (22/07/2009) Chan Chun Wai (Manager)

** End of Report **

FUGRO TECHNICAL SERVICES LIMITED

Fugro Development Centre,
5 Lok Yi Street, Tai Lam,
Tuen Mun, N.T.,
Hong Kong.

Tel : +852 2450 8233
Fax : +852 2450 6138
E-mail : matlab@fugro.com.hk
Website : www.materialab.com.hk

Materialab

Report no.: 940891CA160442(1)

Page 1 of 1

CALIBRATION CERTIFICATE OF SOUND CALIBRATOR

Client : Fugro Technical Services Ltd.

Project : Calibration Services

Client Supplied Information

Details of Unit Under Test, UUT

Description : Sound Calibrator
Manufacturer : Casella (Model no. CEL-120/1)
Serial No. : 5230742
Next Calibration Date : 02-Mar-2017
Specification Limit : ± 0.5 dB

Laboratory Information


Description : Reference Sound Level Meter
Equipment ID. : R-119-1
Date of Calibration : 03-Mar-2016 Ambient Temperature : 21 °C
Calibration Location : Calibration Laboratory of Materialab
Method Used : By direct comparison

Calibration Results :

Parameters (Setting of UUT)	Mean Value (error of measurement)	Specification Limit(dB)
94dB	-0.1 dB	± 0.5 dB
114dB	-0.3 dB	

Remarks :

1. The equipment used in this calibration is traceable to recognized National Standards.
2. The mean value is the average of four measurements.
3. The equipment does comply with specification limit.

Checked by : 
CA-R-297 (22/07/2009)

Date : 4.3.2016

Certified by : 

Date : 07 MAR 2016

Kwok Chi Wa (Assistant Manager)

** End of Report **

FUGRO TECHNICAL SERVICES LIMITED

Fugro Development Centre,
5 Lok Yi Street, Tai Lam,
Tuen Mun, N.T.,
Hong Kong.

Tel : +852 2450 8233
Fax : +852 2450 6138
E-mail : matlab@fugro.com
Website : www.materiallab.com

MaterialLab

Report no.: 161966CA160797

Page 1 of 1

CALIBRATION CERTIFICATE OF SOUND CALIBRATOR

Client : MaterialLab Consultants Ltd.

Address : Room 723 & 725, 7F., Block B Profit Industrial Building, 1-15 Kwai Fung Crescent, Kwai Chung, N.T.

Project : Calibration Services

Client Supplied Information

Details of Unit Under Test, UUT

Description : Sound Calibrator
Manufacturer : Casella (Model no. CEL-120/1)
Serial No. : 5230736
Next Calibration Date : 20-Apr-2017
Specification Limit : $\pm 0.5\text{dB}$

Laboratory Information



Description : Reference Sound Level Meter
Equipment ID. : R-119-1
Date of Calibration : 21-Apr-2016 Ambient Temperature : 21 °C
Calibration Location : Calibration Laboratory of MaterialLab
Method Used : By direct comparison

Calibration Results :

Parameters (Setting of UUT)	Mean of Measured value	Specification Limit(dB)
94dB	93.9 dB	$\pm 0.5\text{dB}$
114dB	114.1 dB	

Remarks :

1. The equipment used in this calibration is traceable to recognized National Standards.
2. The mean value is the average of four measurements.
3. The equipment does comply with specification limit.

Checked by :  Date : 22/4/2016 Certified by :  Date : 22 APR 2016

CA-R-297 (22/07/2009)

Kwok Chi Wa (Assistant Manager)

** End of Report **

Certificate of
Conformance and Calibration for

CEL-120 Acoustic Calibrator

Applicable Standards :- IEC 60942: 2003 & ANSI S1.40: 2006

CEL-120/1 Class 1

CEL-120/2 Class 2

Serial No: 4358251

Firmware: 03

Temperature: 22.0 °C Pressure: 999.5 mb %RH 55.0

Frequency = 1.00kHz ± 2Hz T.H.D. = < 1%	Calibration Level
SPL @ 114.0dB Setting	<u>113.99</u> dB
SPL @ 94.0dB Setting (CEL-120/1 only)	<u>93.93</u> dB/N.A

Engineer :- M. Duncanson Date :- 12 MAY 2016

Company test equipment and acoustic working standards, used for conformance testing, are subject to periodic calibration, traceable to UK national standards, in accordance with the company's ISO9001 Quality System.

DECLARATION OF CONFORMITY

This certificate confirms that the instrument specified above has been produced and tested to comply with the manufacturer's published specifications and the relevant European Community CE directives.

Casella CEL (U.K.),
Regent House, Wolsley Road, Kempston, Bedford, MK42 7JY
Phone: +44 (0) 1234 844100 Fax: +44 (0) 1234 841490
E-mail: info@casellacel.com
Web: www.casellameasurement.com

198032A-01

Certificate of Conformity and Calibration

Instrument Model:- CEL-633A
 Serial Number 3756127
 Firmware revision V129-09

Microphone Type:- CEL-251
 Serial Number 1231

Preamplifier Type:- CEL-495
 Serial Number 003036

Instrument Class/Type:- 1



Applicable standards:-

IEC 61672: 2002 / EN 60651 (Electroacoustics - Sound Level Meters)
 IEC 60651 1979 (Sound Level Meters), ANSI S1.4: 1983 (Specifications For Sound Level Meters)

Note:- The test sequences performed in this report are in accordance with the current Sound level meter Standard - IEC61672. The combination of tests performed are considered to confirm the products electro-acoustic performance to all applicable standards including superceeded Sound Level Meter Standards - IEC60651 and IEC60804.

Test Conditions:- 25 °C
 52 %RH
 1010 mBar

Test Engineer:- Millie Duncan
Date of Issue:- February 2, 2016

Declaration of conformity:-

This test certificate confirms that the instrument specified above has been successfully tested to comply with the manufacturer's published specifications. Tests are performed using equipment traceable to national standards in accordance with Casella's ISO 9001:2008 quality procedures. This product is certified as being compliant to the requirements of the CE Directive.

Test Summary:-

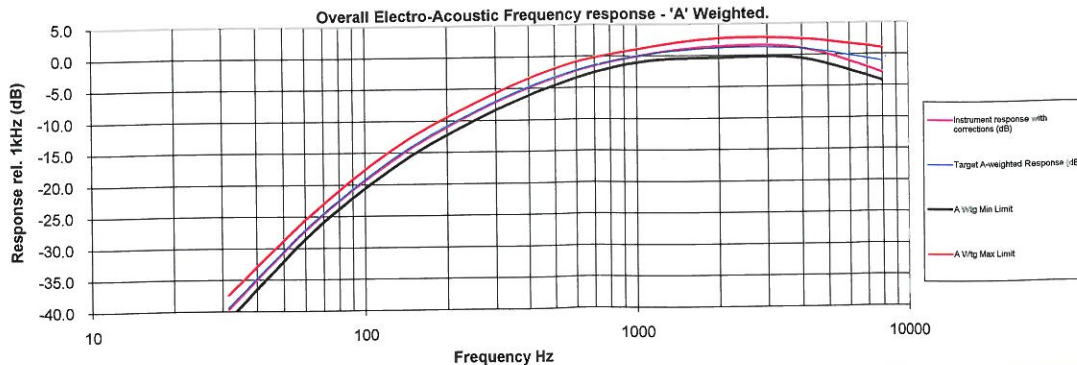
- Self Generated Noise Test
- Electrical Signal Test Of Frequency Weightings
- Frequency & Time Weightings At 1 kHz
- Level Linearity On The Reference Level Range
- Toneburst Response Test
- C-peak Sound Levels
- Overload Indication
- Acoustic Tests

- All Tests Pass
- All Tests Pass
- All Tests Pass
- All Tests Pass
- All Tests Pass
- All Tests Pass
- All Tests Pass
- All Tests Pass

Combined Electro-Acoustic Frequency Response - A Weighted

Combined Electro-Acoustic Frequency Response - A Weighted (IEC 61672-3:2006)

The following A-Weighted frequency response graph shows this instruments overall frequency response based upon the application of multi-frequency pressure field calibrations. The microphones Pressure to Free field correction coefficients are applied to pressure response. Reference level taken at 1kHz.



Casella CEL
 Regen House, Wolsley Road,
 Kempston, Bedford
 MK42 7JY
 Phone: +44(0) 1234 844100
 Fax: +44(0) 1234 841490
 E-mail: info@casellameasurement.com
 Web: www.casellameasurement.com

Casella CEL, Inc. a subsidiary of IDEAL Industries, Inc.
 415 Lawrence Bell Drive
 Unit 4
 Buffalo, NY 14221
 Toll Free: (800) 366-2966
 Tel: (603) 672-0031 Fax: (603) 672-8053
 E-mail: info@casellausa.com
 Web: www.casellausa.com

Certificate of Conformity and Calibration

Instrument Model:- CEL-633A
Serial Number 3756084
Firmware revision V129-09

Microphone Type:- CEL-251
Serial Number 1257

Preamplifier Type:- CEL-495
Serial Number 003538

Instrument Class/Type:- 1



Applicable standards:-

IEC 61672: 2002 / EN 60651 (Electroacoustics - Sound Level Meters)
 IEC 60651 1979 (Sound Level Meters), ANSI S1.4: 1983 (Specifications For Sound Level Meters)

Note:- The test sequences performed in this report are in accordance with the current Sound level meter Standard - IEC61672. The combination of tests performed are considered to confirm the products electro-acoustic performance to all applicable standards including superceeded Sound Level Meter Standards - IEC60651 and IEC60804.

Test Conditions:- 25 °C
 52 %RH
 1010 mBar

Test Engineer:- Millie Duncan
Date of Issue:- February 2, 2016

Declaration of conformity:-

This test certificate confirms that the instrument specified above has been successfully tested to comply with the manufacturer's published specifications. Tests are performed using equipment traceable to national standards in accordance with Casella's ISO 9001:2008 quality procedures. This product is certified as being compliant to the requirements of the CE Directive.

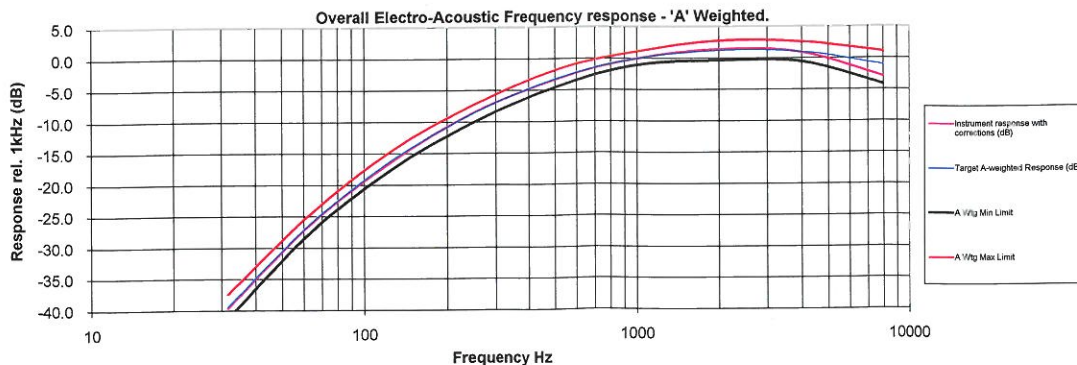
Test Summary:-

Self Generated Noise Test	All Tests Pass
Electrical Signal Test Of Frequency Weightings	All Tests Pass
Frequency & Time Weightings At 1 kHz	All Tests Pass
Level Linearity On The Reference Level Range	All Tests Pass
Toneburst Response Test	All Tests Pass
C-peak Sound Levels	All Tests Pass
Overload Indication	All Tests Pass
Acoustic Tests	All Tests Pass

Combined Electro-Acoustic Frequency Response - A Weighted

Combined Electro-Acoustic Frequency Response - A Weighted (IEC 61672-3:2006)

The following A-Weighted frequency response graph shows this instruments overall frequency response based upon the application of multi-frequency pressure field calibrations. The microphones Pressure to Free field correction coefficients are applied to pressure response. Reference level taken at 1kHz.



Casella CEL
 Regen House, Wolseley Road,
 Kempston, Bedford
 MK42 7JY
 Phone: +44(0) 1234 844100
 Fax: +44(0) 1234 841490
 E-mail: info@casellameasurement.com
 Web: www.casellameasurement.com

Casella CEL, Inc. a subsidiary of IDEAL Industries, Inc.
 415 Lawrence Bell Drive
 Unit 4
 Buffalo, NY 14221
 Toll Free: (800) 366-2966
 Tel: (603) 672-0031 Fax: (603) 672-8053
 E-mail: info@casellausa.com
 Web: www.casellausa.com

FUGRO TECHNICAL SERVICES LIMITED

Fugro Development Centre,
5 Lok Yi Street, Tai Lam,
Tuen Mun, N.T.,
Hong Kong.

Tel : +852 2450 8233
Fax : +852 2450 6138
E-mail : matlab@fugro.com
Website : www.materiallab.com.hk

MaterialLab

Report no.: 161966CA162338

Page 1 of 1

CALIBRATION CERTIFICATE OF SOUND LEVEL METER

Client Supplied Information

Client : MaterialLab Consultants Ltd.

Address : Room 723 & 725, 7/F., Block B Profit Industrial Building, 1-15 Kwai Fung Crescent, Kwai Chung, N.T.

Project : Calibration Services

Details of Unit Under Test, UUT

Description : Sound Level Meter
Manufacturer : Casella
Model No. : Casella (Model no. CEL-63X(meter), CEL-251(microphone), CEL-495(Preamplifier))
Serial No. : 2451028 (meter), 01231(microphone), 002850 (Preamplifier)
Next Calibration Date : 16-Nov-2017
Specification Limit : EN 61672: 2003 Type 1

Laboratory Information

Description : B & K Acoustic Multifunction Calibrator 4226 (Traditional free field setting)

Equipment ID. : R-108-1

Date of Calibration : 17-Nov-2016 Ambient Temperature : 22 °C

Calibration Location : Calibration Laboratory of MaterialLab



Method Used : By direct comparison

Calibration Results :

Parameters	Mean Value (dB)	Specification Limit(dB)
A-weighting frequency response	4000Hz	2.6 to -0.6
	2000Hz	0.8 to -0.4
	1000Hz	-1.0 to -1.1
	500Hz	-4.5 to -4.6
	250Hz	-9.9 to -10.0
	125Hz	-17.3 to -17.6
	63Hz	-27.3 to -27.7
	31.5Hz	-39.5 to -41.4
Differential level linearity	94dB-104dB	± 0.6
	104dB-114dB	± 0.6

Remarks :

1. The equipment used in this calibration is traceable to recognized National Standards.
2. The mean value is the average of four measurements.
3. For calibration: Reference SPL are 94, 104 & 114dB, range setting is 20-140dB & time weighing is fast
4. The equipment does comply with EN 61672: 2003 Type 1 sound level meter for the above measurement.

Checked by :  Date : 2016/11/17 Certified by :  Date : 2016/11/17
CA-R-297 (22/07/2009) Chan Chun Wai (Manager)

** End of Report **