

# Certificate of Calibration

Calibration Certification Information			
Cal. Date: November 20, 2017	Rootsmeter S/N: 438320	Ta: 294 °K	
Operator: Jim Tisch		Pa: 756.9 mm Hg	
Calibration Model #: TE-5025A	Calibrator S/N: 2456		

Run	Vol. Init (m3)	Vol. Final (m3)	ΔVol. (m3)	ΔTime (min)	ΔP (mm Hg)	ΔH (in H2O)
1	1	2	1	1.4440	3.2	2.00
2	3	4	1	1.0260	6.4	4.00
3	5	6	1	0.9130	7.8	5.00
4	7	8	1	0.8680	8.8	5.50
5	9	10	1	0.7190	12.7	8.00

Data Tabulation					
Vstd (m3)	Qstd (x-axis)	$\sqrt{\Delta H \left( \frac{Pa}{Pstd} \right) \left( \frac{Tstd}{Ta} \right)}$ (y-axis)	Va	Qa (x-axis)	$\sqrt{\Delta H \left( \frac{Ta}{Pa} \right)}$ (y-axis)
1.0052	0.6961	1.4209	0.9958	0.6896	0.8814
1.0010	0.9756	2.0095	0.9915	0.9664	1.2465
0.9991	1.0943	2.2467	0.9897	1.0840	1.3936
0.9978	1.1495	2.3563	0.9884	1.1387	1.4616
0.9926	1.3805	2.8418	0.9832	1.3675	1.7628
<b>QSTD</b>	m= <b>2.07133</b>		<b>QA</b>	m= <b>1.29703</b>	
	b= <b>-0.01892</b>			b= <b>-0.01173</b>	
	r= <b>0.99995</b>			r= <b>0.99995</b>	

Calculations			
Vstd=	$\Delta Vol \left( \frac{Pa - \Delta P}{Pstd} \right) \left( \frac{Tstd}{Ta} \right)$	Va=	$\Delta Vol \left( \frac{Pa - \Delta P}{Pa} \right)$
Qstd=	Vstd/ΔTime	Qa=	Va/ΔTime
For subsequent flow rate calculations:			
Qstd=	$1/m \left( \left( \sqrt{\Delta H \left( \frac{Pa}{Pstd} \right) \left( \frac{Tstd}{Ta} \right)} \right) - b \right)$	Qa=	$1/m \left( \left( \sqrt{\Delta H \left( \frac{Ta}{Pa} \right)} \right) - b \right)$

Standard Conditions	
Tstd:	298.15 °K
Pstd:	760 mm Hg
Key	
ΔH: calibrator manometer reading (in H2O)	
ΔP: rootsmeter manometer reading (mm Hg)	
Ta: actual absolute temperature (°K)	
Pa: actual barometric pressure (mm Hg)	
b: intercept	
m: slope	

RECALIBRATION
US EPA recommends annual recalibration per 1998 40 Code of Federal Regulations Part 50 to 51, Appendix B to Part 50, Reference Method for the Determination of Suspended Particulate Matter in the Atmosphere, 9.2.17, page 30

**MATERIALAB CONSULTANTS LIMITED**

Room 723 & 725, 7/F, Block B,  
Profit Industrial Building,  
1-15 Kwai Fung Crescent, Kwai Fong,  
Hong Kong.

Tel : (852)-24508238  
Fax : (852)-24508032  
Email : mcl@fugro.com.hk



**TSP SAMPLER CALIBRATION CALCULATION SPREADSHEET**

Project : Environmental Monitoring Works For Contract No. KLN/2015/07			Date of Calibration: 3-Apr-18
Location : KTD2a			Next Calibration Date: 2-Jul-18
Brand:	Tisch		Technician: Toby Wan
Model:	TE-5170	S/N: 3838	

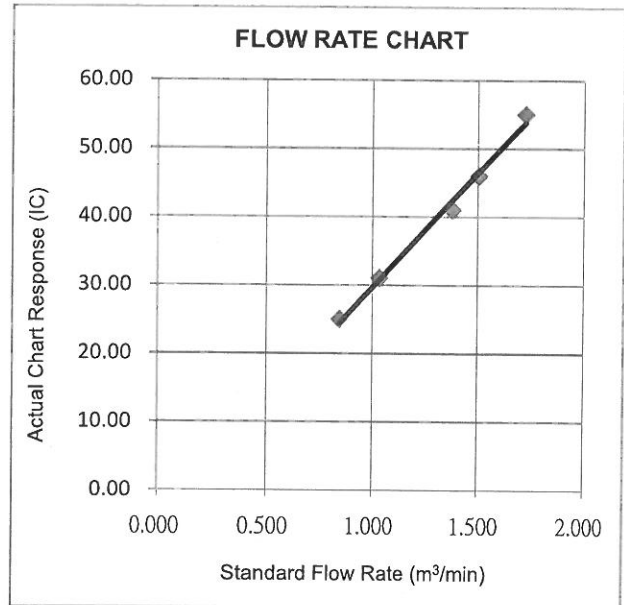
CONDITIONS			
Sea Level Pressure (hPa):	1013.6	Corrected Pressure (mm Hg):	760
Temperature (°C):	25	Temperature (K):	298

CALIBRATION ORIFICE			
Make:	Tisch	Qstd Slope:	2.07013
Model:	TE-5025A	Qstd Intercept:	-0.01892
Calibration Date:	20-Nov-17	Expiry Date:	20-Nov-18
S/N:	2456		

CALIBRATIONS							
Plate No.	H2O (L) (in)	H2O (R) (in)	H2O (in)	Qstd (m <sup>3</sup> /min)	I (chart)	IC (corrected)	LINEAR REGRESSION
18	6.90	-5.70	12.600	1.724	55.00	55.00	Slope = 33.3531 Intercept = -3.7146 Corr. coeff.: 0.9963
13	5.40	-4.20	9.600	1.506	46.00	46.00	
10	4.70	-3.40	8.100	1.384	41.00	41.00	
7	2.90	-1.60	4.500	1.034	31.00	31.00	
5	2.00	-1.00	3.000	0.846	25.00	25.00	

**Calculations:**

$Qstd = 1/m[\text{sqrt}(H2O(Pa/Pstd)(Tstd/Ta)) - b]$   
 $IC = I[\text{sqrt}(Pa/Pstd)(Tstd/Ta)]$   
 Qstd = standard flow rate  
 IC = corrected chart response  
 I = actual chart response  
 m = calibrator Qstd slope  
 b = calibrator Qstd intercept  
 Ta = actual temperature during calibration (deg K)  
 Pa = actual pressure during calibration (mm Hg)  
 Tstd = 298 deg K  
 Pstd = 760 mm Hg  
**For subsequent calculation of sampler flow:**  
 $1/m((I)[\text{sqrt}(298/Tav)(Pav/760)] - b)$   
 m = sampler slope  
 b = sampler intercept  
 I = chart response  
 Tav = daily average temperature  
 Pav = daily average pressure



  
**CHOI KAM HO**  
 Project Consultant

**Report Date:** 3<sup>rd</sup> April, 2018

**MATERIALAB CONSULTANTS LIMITED**

Room 723 & 725, 7/F, Block B,  
Profit Industrial Building,  
1-15 Kwai Fung Crescent, Kwai Fong,  
Hong Kong.

Tel : (852)-24508238  
Fax : (852)-24508032  
Email : mcl@fugro.com.hk



**TSP SAMPLER CALIBRATION CALCULATION SPREADSHEET**

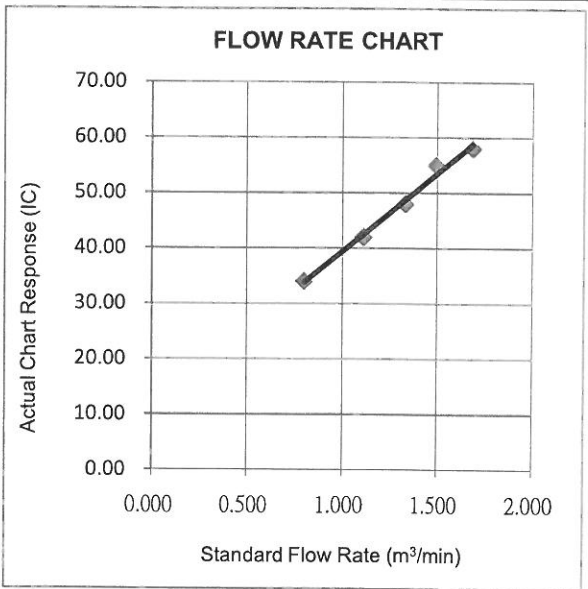
Project : Environmental Monitoring Works For Contract No. KLN/2015/07			Date of Calibration: 3-Apr-18		
Location : KTD1a			Next Calibration Date: 2-Jul-18		
Brand:	Tisch		Technician: Toby Wan		
Model:	TE-5170	S/N:	4037		

CONDITIONS					
Sea Level Pressure (hPa):	1013.6	Corrected Pressure (mm Hg):	760		
Temperature (°C):	25	Temperature (K):	298		

CALIBRATION ORIFICE					
Make:	Tisch	Qstd Slope:	2.07013		
Model:	TE-5025A	Qstd Intercept:	-0.01892		
Calibration Date:	20-Nov-17	Expiry Date:	20-Nov-18		
S/N:	2456				

CALIBRATIONS							
Plate No.	H2O (L) (in)	H2O (R) (in)	H2O (in)	Qstd (m <sup>3</sup> /min)	I (chart)	IC (corrected)	LINEAR REGRESSION
18	6.00	-6.10	12.100	1.689	58.00	58.00	Slope = 28.1358 Intercept = 11.1997 Corr. coeff.: 0.9947
13	4.80	-4.70	9.500	1.498	55.00	55.00	
10	3.60	-3.90	7.500	1.332	48.00	48.00	
7	2.50	-2.70	5.200	1.111	42.00	42.00	
5	1.30	-1.40	2.700	0.803	34.00	34.00	

**Calculations:**  
 $Qstd = 1/m[\text{Sqrt}(H2O(Pa/Pstd)(Tstd/Ta))]-b]$   
 $IC = I[\text{Sqrt}(Pa/Pstd)(Tstd/Ta)]$   
 Qstd = standard flow rate  
 IC = corrected chart response  
 I = actual chart response  
 m = calibrator Qstd slope  
 b = calibrator Qstd intercept  
 Ta = actual temperature during calibration (deg K)  
 Pa = actual pressure during calibration (mm Hg)  
 Tstd = 298 deg K  
 Pstd = 760 mm Hg  
**For subsequent calculation of sampler flow:**  
 $1/m((I)[\text{Sqrt}(298/Tav)(Pav/760)])-b)$   
 m = sampler slope  
 b = sampler intercept  
 I = chart response  
 Tav = daily average temperature  
 Pav = daily average pressure



  
**CHOI KAM HO**  
 Project Consultant

**Report Date:** 3<sup>rd</sup> April, 2018

**MATERIALAB CONSULTANTS LIMITED**

Room 723 & 725, 7/F, Block B,  
Profit Industrial Building,  
1-15 Kwai Fung Crescent, Kwai Fong,  
Hong Kong.

Tel : (852)-24508238  
Fax : (852)-24508032  
Email : mcl@fugro.com.hk



**TSP SAMPLER CALIBRATION CALCULATION SPREADSHEET**

Project : Environmental Monitoring Works For Contract No. KLN/2015/07			Date of Calibration: 3-Apr-18		
Location : KER1b			Next Calibration Date: 2-Jul-18		
Brand:	Tisch		Technician: Toby Wan		
Model:	TE-5170	S/N:	3482		

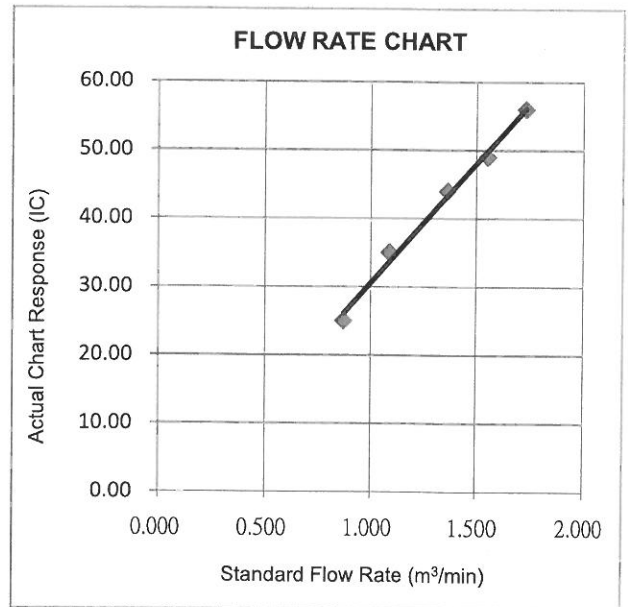
CONDITIONS			
Sea Level Pressure (hPa):	1013.6	Corrected Pressure (mm Hg):	760
Temperature (°C):	25	Temperature (K):	298

CALIBRATION ORIFICE			
Make:	Tisch	Qstd Slope:	2.07013
Model:	TE-5025A	Qstd Intercept:	-0.01892
Calibration Date:	20-Nov-17	Expiry Date:	20-Nov-18
S/N:	2456		

CALIBRATIONS							
Plate No.	H2O (L) (in)	H2O (R) (in)	H2O (in)	Qstd (m <sup>3</sup> /min)	I (chart)	IC (corrected)	LINEAR REGRESSION
18	7.00	-5.70	12.700	1.731	56.00	56.00	Slope = 34.9372 Intercept = -4.4008 Corr. coeff.: 0.9965
13	5.70	-4.50	10.200	1.552	49.00	49.00	
10	4.60	-3.30	7.900	1.367	44.00	44.00	
7	3.10	-1.90	5.000	1.089	35.00	35.00	
5	2.20	-1.00	3.200	0.873	25.00	25.00	

**Calculations:**

$Qstd = 1/m[\text{Sqrt}(H2O(Pa/Pstd)(Tstd/Ta))-b]$   
 $IC = I[\text{Sqrt}(Pa/Pstd)(Tstd/Ta)]$   
 Qstd = standard flow rate  
 IC = corrected chart response  
 I = actual chart response  
 m = calibrator Qstd slope  
 b = calibrator Qstd intercept  
 Ta = actual temperature during calibration (deg K)  
 Pa = actual pressure during calibration (mm Hg)  
 Tstd = 298 deg K  
 Pstd = 760 mm Hg  
**For subsequent calculation of sampler flow:**  
 $1/m((I)[\text{Sqrt}(298/Tav)(Pav/760)]-b)$   
 m = sampler slope  
 b = sampler intercept  
 I = chart response  
 Tav = daily average temperature  
 Pav = daily average pressure



**CHOI KAM HO**  
Project Consultant

**Report Date:** 3<sup>rd</sup> April, 2018

# FUGRO TECHNICAL SERVICES LIMITED

Fugro Development Centre,  
5 Lok Yi Street, Tai Lam,  
Tuen Mun, N.T.,  
Hong Kong.

Tel : +852 2450 8233  
Fax : +852 2450 6138  
E-mail : matlab@fugro.com  
Website : www.fugro.com

# MaterialLab

Report no.: 172379CA171674

Page 1 of 1

## CALIBRATION CERTIFICATE OF SOUND LEVEL METER

### Client Supplied Information

Client : MaterialLab Consultants Ltd.

Address : Room 723 & 725, 7F., Block B Profit Industrial Building, 1-15 Kwai Fung Crescent, Kwai Chung, N.T.

Project : Calibration Services

Details of Unit Under Test, UUT

Description : Sound Level Meter  
Manufacturer : Casella  
Model No. : Casella (Model no. CEL-63X(meter), CEL-251(microphone), CEL-495(Preamplifier))  
Serial No. : 1057034 (meter), 01308 (microphone), 002672 (Preamplifier)  
Next Calibration Date : 30-Jul-2018  
Specification Limit : EN 61672: 2003 Type 1

### Laboratory Information

Description : B & K Acoustic Multifunction Calibrator 4226 (Traditional free field setting)

Equipment ID. : R-108-1

Date of Calibration : 31-Jul-2017 Ambient Temperature : 22 °C

Calibration Location : Calibration Laboratory of MaterialLab



Method Used : By direct comparison

### Calibration Results :

Parameters	Mean Value (dB)	Specification Limit(dB)
A-weighting frequency response	4000Hz	2.5
	2000Hz	0.5
	1000Hz	-1.0
	500Hz	-4.5
	250Hz	-10.0
	125Hz	-17.4
	63Hz	-27.3
	31.5Hz	-40.0
Differential level linearity	94dB-104dB	± 0.6
	104dB-114dB	± 0.6

### Remarks :

1. The equipment used in this calibration is traceable to recognized National Standards.
2. The mean value is the average of four measurements.
3. For calibration: Reference SPL are 94, 104 & 114dB, range setting is 20-140dB & time weighing is fast
4. The equipment complies with EN 61672: 2003 Type 1 sound level meter for the above measurement.

Checked by :  Date : 28/2017 Certified by :  Date : 28/8/2017  
CA-R-297 (22/07/2009) Kwok Chi Wa (Assistant Manager)

\*\* End of Report \*\*

# FUGRO TECHNICAL SERVICES LIMITED

Fugro Development Centre,  
5 Lok Yi Street, Tai Lam,  
Tuen Mun, N.T.,  
Hong Kong.

Tel : +852 2450 8233  
Fax : +852 2450 6138  
E-mail : matlab@fugro.com  
Website : www.fugro.com

# MateriaLab

Report no.: 172379CA180329

Page 1 of 1

## CALIBRATION CERTIFICATE OF SOUND LEVEL METER

### Client Supplied Information

Client : MateriaLab Consultants Ltd.

Address : Room 723 & 725, 7/F., Block B Profit Industrial Building, 1-15 Kwai Fung Crescent, Kwai Chung, N.T.

Project : Calibration Services

### Details of Unit Under Test, UUT

Description : Sound Level Meter

Manufacturer : Casella

Model No.

Serial No.

Next Calibration Date : 12-Feb-2019

Specification Limit : EN 61672: 2003 Type 1

Meter	Microphone	Preamplifier
CL63X	CE-251	CEL-495
1057055	00995	002317

### Laboratory Information

Description : B & K Acoustic Multifunction Calibrator 4226 (Traditional free field setting)

Equipment ID. : R-108-1

Date of Calibration : 13-Feb-2018 Ambient Temperature : 22 °C

Calibration Location : Calibration Laboratory of FTS



Method Used : By direct comparison

### Calibration Results :

Parameters	Mean Value (dB)	Specification Limit(dB)	
A-weighting frequency response	4000Hz	0.4	2.6 to -0.6
	2000Hz	1.0	2.8 to -0.4
	1000Hz	0.2	1.1 to -1.1
	500Hz	-3.0	-1.8 to -4.6
	250Hz	-8.3	-7.2 to -10.0
	125Hz	-15.7	-14.6 to -17.6
	63Hz	-25.7	-24.7 to -27.7
	31.5Hz	-38.7	-37.4 to -41.4
Differential level linearity	94dB-104dB	0.1	± 0.6
	104dB-114dB	0.0	± 0.6

### Remarks :

1. The equipment used in this calibration is traceable to recognized National Standards.
2. The mean value is the average of four measurements.
3. For calibration: Reference SPL are 94, 104 & 114dB, range setting is 20-140dB & time weighing is fast
4. The equipment does comply with EN 61672: 2003 Type 1 sound level meter for the above measurement.

Checked by :  Date : 14/2/2018 Certified by :  Date : 26/2/2018

CA-R-297 (22/07/2009)

Chan Chun Wai (Manager)

\*\* End of Report \*\*

# FUGRO TECHNICAL SERVICES LIMITED

Fugro Development Centre,  
5 Lok Yi Street, Tai Lam,  
Tuen Mun, N.T.,  
Hong Kong.

Tel : +852 2450 8233  
Fax : +852 2450 6138  
E-mail : matlab@fugro.com  
Website : www.fugro.com

# MateriaLab

Report no.: 172379CA172109

Page 1 of 1

## CALIBRATION CERTIFICATE OF SOUND LEVEL METER

### Client Supplied Information

Client : MateriaLab Consultants Ltd.

Address : Room 723 & 725, 7/F., Block B Profit Industrial Building, 1-15 Kwai Fung Crescent, Kwai Chung, N.T.

Project : Calibration Services

Details of Unit Under Test, UUT

Description : Sound Level Meter  
Manufacturer : Casella

	Meter	Microphone	Preamplifier
Model No.	CL63X	CE-251	CEL-495
Serial No.	4637931	01993	003538

Equipment ID : N-13  
Next Calibration Date : 17-Sep-2018  
Specification Limit : EN 61672: 2003 Type 1

### Laboratory Information

Description : B & K Acoustic Multifunction Calibrator 4226 (Traditional free field setting)

Equipment ID. : R-108-1

Date of Calibration : 18-Sep-2017 Ambient Temperature : 22 °C

Calibration Location : Calibration Laboratory of MateriaLab



Method Used : By direct comparison

### Calibration Results :

Parameters	Mean Value (dB)	Specification Limit(dB)
A-weighting frequency response	4000Hz	2.6 to -0.6
	2000Hz	1.3 to -0.4
	1000Hz	0.0 to -1.1
	500Hz	-3.2 to -4.6
	250Hz	-8.8 to -10.0
	125Hz	-16.3 to -17.6
	63Hz	-26.3 to -27.7
	31.5Hz	-39.3 to -41.4
Differential level linearity	94dB-104dB	± 0.6
	104dB-114dB	± 0.6

### Remarks :

1. The equipment used in this calibration is traceable to recognized National Standards.
2. The mean value is the average of four measurements.
3. For calibration: Reference range is 30-130dB, reference SPL is 94,104 & 114dB, frequency weighing is A,
4. The equipment does comply with EN 61672: 2003 Type 1 sound level meter for the above measurement.

Checked by :  Date : 19-9-2017 Certified by :  Date : 20-9-2017  
CA-R-297 (22/07/2009) Chan Chun Wai (Manager)

\*\* End of Report \*\*

# FUGRO TECHNICAL SERVICES LIMITED

Fugro Development Centre,  
5 Lok Yi Street, Tai Lam,  
Tuen Mun, N.T.,  
Hong Kong.

Tel : +852 2450 8233  
Fax : +852 2450 6138  
E-mail : matlab@fugro.com  
Website : www.fugro.com

# MaterialLab

Report no.: 172379CA171674(1)

Page 1 of 1

## CALIBRATION CERTIFICATE OF SOUND CALIBRATOR

### Client Supplied Information

Client : MaterialLab Consultants Ltd.

Address : Room 723 & 725, 7F., Block B Profit Industrial Building, 1-15 Kwai Fung Crescent, Kwai Chung, N.T.

Project : Calibration Services

### Details of Unit Under Test, UUT

Description : Sound Calibrator  
Manufacturer : Caselia (Model no. CEL-120/1)  
Serial No. : 0255083  
Next Calibration Date : 30-Jul-2018  
Specification Limit :  $\pm 0.5$ dB

### Laboratory Information



Description : Reference Sound Level Meter  
Equipment ID. : R-119-1  
Date of Calibration : 31-Jul-2017 Ambient Temperature : 21 °C  
Calibration Location : Calibration Laboratory of MaterialLab  
Method Used : By direct comparison

### Calibration Results :

Parameters (Setting of UUT)	Mean Value (error of measurement)	Specification Limit (dB)
94dB	0.1 dB	$\pm 0.5$ dB
114dB	0.1 dB	

### Remarks :

1. The equipment used in this calibration is traceable to recognized National Standards.
2. The mean value is the average of four measurements.
3. The equipment does comply with the specification limit.

Checked by :  Date : 28-2017 Certified by :  Date : 4-8-2017  
CA-R-297 (22/07/2009) Kwok Chi Wa (Assistant Manager)

\*\* End of Report \*\*



Certificate of  
Conformance and Calibration for

**CEL-120 Acoustic Calibrator**

Applicable Standards : IEC 60942: 2003 & ANSI S1.40: 2006

CEL-120/1 Class 1


CEL-120/2 Class 2

Serial No: 1677126

Firmware: 04

Temperature: 22.8 °C Pressure: 1010.8 mb %RH 51.8

Frequency = 1.00kHz ± 2Hz T.H.D. = < 1%	Calibration Level
SPL @ 114.0dB Setting	<u>114.01</u> dB
SPL @ 94.0dB Setting (CEL-120/1 only)	<u>93.96</u> dB/N.A

Engineer :-  Date :- 14 JUN 2017

Company test equipment and acoustic working standards, used for conformance testing, are subject to periodic calibration, traceable to UK national standards, in accordance with the company's ISO9001 Quality System.

**DECLARATION OF CONFORMITY**

This certificate confirms that the instrument specified above has been produced and tested to comply with the manufacturer's published specifications and the relevant European Community CE directives.

Casella CEL ( U.K. ),  
Regent House, Wolsley Road, Kempston, Bedford. MK42 7JY  
Phone: +44 (0) 1234 844100 Fax: +44 (0) 1234 841490  
E-mail: info@casellacel.com  
Web: www.casellameasurement.com

# FUGRO TECHNICAL SERVICES LIMITED

Fugro Development Centre,  
5 Lok Yi Street, Tai Lam,  
Tuen Mun, N.T.,  
Hong Kong.

Tel : +852 2450 8233  
Fax : +852 2450 6138  
E-mail : matlab@fugro.com  
Website : www.fugro.com

# MaterialLab

Report No. : 161966CA171055

Page 1 of 1

## CALIBRATION CERTIFICATE OF ANEMOMETER

### Client Supplied Information

Client : MaterialLab Consultants Ltd.

Project : Calibration Services

### Details of Unit Under Test, UUT

Description : Anemometer

Manufacturer : Benetech

Model No. : GM816

Serial No. : 13372555

Equipment ID. : N/A

Next Calibration Date : 09-May-2018

### Laboratory Information

Details of Reference Equipment –

Description : Reference Anemometer

Equipment ID. : R-101-4

Date of Calibration : 10-May-2017 Ambient Temperature : 22 °C

Calibration Location : Calibration Laboratory of MaterialLab



Method Used : By direct Comparison

### Calibration Results :

Reference Reading (m/s)	UUT Reading (m/s)	Error (m/s)
2.00	2.0	0.0
3.98	3.9	-0.1
5.98	5.4	-0.6
8.01	7.0	-1.0
10.01	8.8	-1.2

### Remark :

1. The equipment being used in this calibration is traceable to recognized National Standards.

Checked by :  Date : 12-5-2017 Certified by :  Date : 12-5-2017  
CA-R-297 (22/07/2009) Chan Chun Wai (Manager)

\*\* End of Report \*\*