

Certificate of Calibration - Wind Monitoring Station

Description: Yau Lai Estate, Bik Lai House
 Manufacturer: Davis Instruments
 Model No.: Davis7440
 Serial No.: MC01010A44
 Equipment No.: SA-03-04
 Date of Calibration: 17-Aug-2025
 Next Due Date: 17-Feb-2026

1. Performance check of Wind Speed

Wind Speed, m/s		Difference D (m/s)
Wind Speed Reading (V1)	Anemometer Value (V2)	$D = V1 - V2$
0.0	0.0	0.0
1.5	1.5	0.0
2.5	2.4	0.1
4.0	3.9	0.1


2. Performance check of Wind Direction


Wind Direction (°)		Difference D (°)
Wind Direction Reading (W1)	Marine Compass Value (W2)	$D = W1 - W2$
0	0	0.0
90	90	0.0
180	180	0.0
270	270	0.0

Test Specification:

1. Performance Wind Speed Test - The wind meter was on-site calibrated against the anemometer

2. Performance Wind Direction Test - The wind meter was on-site calibrated against the marine compass at four direction

Calibrated by: 
 Wong Shing Kwai

Approved by: 
 Henry Leung

Certificate of Calibration - Wind Monitoring Station

Description: Yau Lai Estate, Bik Lai House
 Manufacturer: Davis Instruments
 Model No.: Davis7440
 Serial No.: MC01010A44
 Equipment No.: SA-03-04
 Date of Calibration: 17-Feb-2026
 Next Due Date: 17-Aug-2026

1. Performance check of Wind Speed


Wind Speed, m/s		Difference D (m/s)
Wind Speed Reading (V1)	Anemometer Value (V2)	$D = V1 - V2$
0.0	0.0	0.0
1.5	1.5	0.0
2.5	2.5	0.0
4.0	4.1	-0.1

2. Performance check of Wind Direction


Wind Direction (°)		Difference D (°)
Wind Direction Reading (W1)	Marine Compass Value (W2)	$D = W1 - W2$
0	0	0.0
90	90	0.0
180	180	0.0
270	270	0.0

Test Specification:

1. Performance Wind Speed Test - The wind meter was on-site calibrated against the anemometer
2. Performance Wind Direction Test - The wind meter was on-site calibrated against the marine compass at four direction

Calibrated by: 

 Wong Shing Kwai

Approved by: 

 Henry Leung



Certificate of Calibration

Calibration Certification Information			
Cal. Date: January 7, 2026	Rootsmeter S/N: 438320	Ta: 294	°K
Operator: Jim Tisch		Pa: 749.0	mm Hg
Calibration Model #: TE-5025A	Calibrator S/N: 3864		

Run	Vol. Init (m3)	Vol. Final (m3)	ΔVol. (m3)	ΔTime (min)	ΔP (mm Hg)	ΔH (in H2O)
1	1	2	1	1.4310	3.2	2.00
2	3	4	1	1.0260	6.4	4.00
3	5	6	1	0.9150	7.9	5.00
4	7	8	1	0.8730	8.8	5.50
5	9	10	1	0.7200	12.8	8.00

Data Tabulation					
Vstd (m3)	Qstd (x-axis)	$\sqrt{\Delta H \left(\frac{Pa}{Pstd} \right) \left(\frac{Tstd}{Ta} \right)}$ (y-axis)	Va	Qa (x-axis)	$\sqrt{\Delta H \left(Ta/Pa \right)}$ (y-axis)
0.9947	0.6951	1.4135	0.9957	0.6958	0.8860
0.9905	0.9654	1.9990	0.9915	0.9663	1.2530
0.9885	1.0803	2.2349	0.9895	1.0814	1.4009
0.9873	1.1309	2.3440	0.9883	1.1320	1.4693
0.9819	1.3638	2.8270	0.9829	1.3652	1.7720
QSTD	m= 2.11337		QA	m= 1.32336	
	b= -0.04919			b= -0.03083	
	r= 0.99993			r= 0.99993	

Calculations	
Vstd= ΔVol((Pa-ΔP)/Pstd)(Tstd/Ta)	Va= ΔVol((Pa-ΔP)/Pa)
Qstd= Vstd/ΔTime	Qa= Va/ΔTime
For subsequent flow rate calculations:	
Qstd= 1/m $\left(\left(\sqrt{\Delta H \left(\frac{Pa}{Pstd} \right) \left(\frac{Tstd}{Ta} \right)} \right) - b \right)$	Qa= 1/m $\left(\left(\sqrt{\Delta H \left(Ta/Pa \right)} \right) - b \right)$

Standard Conditions	
Tstd:	298.15 °K
Pstd:	760 mm Hg
Key	
ΔH:	calibrator manometer reading (in H2O)
ΔP:	rootsmeter manometer reading (mm Hg)
Ta:	actual absolute temperature (°K)
Pa:	actual barometric pressure (mm Hg)
b:	intercept
m:	slope

RECALIBRATION
US EPA recommends annual recalibration per 1998 40 Code of Federal Regulations Part 50 to 51, Appendix B to Part 50, Reference Method for the Determination of Suspended Particulate Matter in the Atmosphere, 9.2.17, page 30

High-Volume TSP Sampler

5-POINT CALIBRATION DATA SHEET



File No. MA20003/18/036

Project No. CKL 1 - Flat 121 Cha Kwo Ling Village
 Date: 2-Jan-26 Next Due Date: 2-Mar-26 Operator: SK
 Equipment No.: A-01-18 Model No.: TE 5170 Serial No. 0723

Ambient Condition			
Temperature, Ta (K)	<u>288</u>	Pressure, Pa (mmHg)	<u>767.6</u>

Orifice Transfer Standard Information					
Serial No.	<u>3864</u>	Slope, mc	<u>0.05914</u>	Intercept, bc	<u>-0.02377</u>
Last Calibration Date:	<u>7-Jan-25</u>	$mc \times Qstd + bc = [\Delta H \times (Pa/760) \times (298/Ta)]^{1/2}$ $Qstd = \{[\Delta H \times (Pa/760) \times (298/Ta)]^{1/2} - bc\} / mc$			
Next Calibration Date:	<u>7-Jan-26</u>				

Calibration of TSP Sampler					
Calibration Point	Orifice			HVS	
	ΔH (orifice), in. of water	$[\Delta H \times (Pa/760) \times (298/Ta)]^{1/2}$	Qstd (CFM) X - axis	ΔW (HVS), in. of water	$[\Delta W \times (Pa/760) \times (298/Ta)]^{1/2}$ Y-axis
1	<u>13.5</u>	<u>3.76</u>	<u>63.91</u>	<u>9.2</u>	<u>3.10</u>
2	<u>10.3</u>	<u>3.28</u>	<u>55.88</u>	<u>7.2</u>	<u>2.74</u>
3	<u>8.2</u>	<u>2.93</u>	<u>49.90</u>	<u>5.4</u>	<u>2.38</u>
4	<u>6.3</u>	<u>2.57</u>	<u>43.79</u>	<u>3.4</u>	<u>1.89</u>
5	<u>3.7</u>	<u>1.97</u>	<u>33.65</u>	<u>1.5</u>	<u>1.25</u>

By Linear Regression of Y on X

Slope, mw = 0.0627 Intercept, bw = -0.8266
 Correlation coefficient* = 0.9957

*If Correlation Coefficient < 0.990, check and recalibrate.

Set Point Calculation

From the TSP Field Calibration Curve, take Qstd = 43 CFM

From the Regression Equation, the "Y" value according to

$$mw \times Qstd + bw = [\Delta W \times (Pa/760) \times (298/Ta)]^{1/2}$$

Therefore, Set Point; W = $(mw \times Qstd + bw)^2 \times (760 / Pa) \times (Ta / 298) =$ 3.34

Remarks: _____

Conducted by: Wong Shing Kwai Signature: Date: 2-Jan-26

Checked by: Henry Leung Signature: Date: 2-Jan-26

High-Volume TSP Sampler

5-POINT CALIBRATION DATA SHEET



File No. MA20003/55/036

Project No. CKL 2 - Flat 103 Cha Kwo Ling Village
 Date: 2-Jan-26 Next Due Date: 2-Mar-26 Operator: SK
 Equipment No.: A-01-55 Model No.: TE 5170 Serial No. 1956

Ambient Condition			
Temperature, Ta (K)	288	Pressure, Pa (mmHg)	767.6

Orifice Transfer Standard Information					
Serial No.	3864	Slope, mc	0.05914	Intercept, bc	-0.02377
Last Calibration Date:	7-Jan-25	$mc \times Qstd + bc = [\Delta H \times (Pa/760) \times (298/Ta)]^{1/2}$ $Qstd = \{[\Delta H \times (Pa/760) \times (298/Ta)]^{1/2} - bc\} / mc$			
Next Calibration Date:	7-Jan-26				

Calibration of TSP Sampler					
Calibration Point	Orifice			HVS	
	ΔH (orifice), in. of water	$[\Delta H \times (Pa/760) \times (298/Ta)]^{1/2}$	Qstd (CFM) X - axis	ΔW (HVS), in. of water	$[\Delta W \times (Pa/760) \times (298/Ta)]^{1/2}$ Y-axis
1	13.6	3.77	64.15	9.3	3.12
2	11.0	3.39	57.73	7.3	2.76
3	9.5	3.15	53.68	5.1	2.31
4	5.1	2.31	39.44	2.8	1.71
5	3.5	1.91	32.74	1.8	1.37

By Linear Regression of Y on X

Slope, mw = 0.0547 Intercept, bw = -0.4574
 Correlation coefficient* = 0.9907

*If Correlation Coefficient < 0.990, check and recalibrate.

Set Point Calculation

From the TSP Field Calibration Curve, take Qstd = 43 CFM

From the Regression Equation, the "Y" value according to

$$mw \times Qstd + bw = [\Delta W \times (Pa/760) \times (298/Ta)]^{1/2}$$

Therefore, Set Point; $W = (mw \times Qstd + bw)^2 \times (760 / Pa) \times (Ta / 298) =$ 3.44

Remarks: _____

Conducted by: Wong Shing Kwai Signature: Date: 2-Jan-26

Checked by: Henry Leung Signature: Date: 2-Jan-26

High-Volume TSP Sampler

5-POINT CALIBRATION DATA SHEET



File No. MA20003/04/0034

Project No. KER 1 - Future Residential Development at Kerry Godown
 Date: 9-Jan-26 Next Due Date: 9-Mar-26 Operator: SK
 Equipment No.: A-01-04 Model No.: TE 5170 Serial No. 10595

Ambient Condition			
Temperature, Ta (K)	<u>288.7</u>	Pressure, Pa (mmHg)	<u>767.1</u>

Orifice Transfer Standard Information					
Serial No.	<u>3864</u>	Slope, mc	<u>0.05980</u>	Intercept, bc	<u>-0.04908</u>
Last Calibration Date:	<u>7-Jan-26</u>	$mc \times Qstd + bc = [\Delta H \times (Pa/760) \times (298/Ta)]^{1/2}$			
Next Calibration Date:	<u>7-Jan-27</u>	$Qstd = \{[\Delta H \times (Pa/760) \times (298/Ta)]^{1/2} - bc\} / mc$			

Calibration of TSP Sampler					
Calibration Point	Orifice			HVS	
	ΔH (orifice), in. of water	$[\Delta H \times (Pa/760) \times (298/Ta)]^{1/2}$	Qstd (CFM) X - axis	ΔW (HVS), in. of water	$[\Delta W \times (Pa/760) \times (298/Ta)]^{1/2}$ Y-axis
1	<u>12.8</u>	3.65	61.89	<u>8.4</u>	2.96
2	<u>10.4</u>	3.29	55.87	<u>7.2</u>	2.74
3	<u>8.4</u>	2.96	50.29	<u>5.6</u>	2.42
4	<u>5.2</u>	2.33	39.74	<u>2.8</u>	1.71
5	<u>3.1</u>	1.80	30.87	<u>2.0</u>	1.44

By Linear Regression of Y on X

Slope, mw = 0.0521 Intercept, bw = -0.2334

Correlation coefficient* = 0.9921

*If Correlation Coefficient < 0.990, check and recalibrate.

Set Point Calculation

From the TSP Field Calibration Curve, take Qstd = 43 CFM

From the Regression Equation, the "Y" value according to

$$mw \times Qstd + bw = [\Delta W \times (Pa/760) \times (298/Ta)]^{1/2}$$

Therefore, Set Point; W = $(mw \times Qstd + bw)^2 \times (760 / Pa) \times (Ta / 298) =$ 3.86

Remarks: _____

Conducted by: Wong Shing Kwai Signature: Date: 9-Jan-26

Checked by: Henry Leung Signature: Date: 9-Jan-26

High-Volume TSP Sampler

5-POINT CALIBRATION DATA SHEET



File No. MA20003/44/0033

Project No. KTD1 - Centre of Excellence in Paediatrics (Children's Hospital)/AM7 – Hong Kong Children’s Hospital
 Date: 9-Jan-26 Next Due Date: 9-Mar-26 Operator: SK
 Equipment No.: A-01-44 Model No.: TE-5170 Serial No. 1316

Ambient Condition			
Temperature, Ta (K)	<u>288.7</u>	Pressure, Pa (mmHg)	<u>767.1</u>

Orifice Transfer Standard Information					
Serial No.	<u>3864</u>	Slope, mc	<u>0.05980</u>	Intercept, bc	<u>-0.04908</u>
Last Calibration Date:	<u>7-Jan-26</u>	$mc \times Qstd + bc = [\Delta H \times (Pa/760) \times (298/Ta)]^{1/2}$			
Next Calibration Date:	<u>7-Jan-27</u>	$Qstd = \{[\Delta H \times (Pa/760) \times (298/Ta)]^{1/2} - bc\} / mc$			

Calibration of TSP Sampler					
Calibration Point	Orifice			HVS	
	ΔH (orifice), in. of water	$[\Delta H \times (Pa/760) \times (298/Ta)]^{1/2}$	Qstd (CFM) X - axis	ΔW (HVS), in. of water	$[\Delta W \times (Pa/760) \times (298/Ta)]^{1/2}$ Y-axis
1	<u>13.4</u>	3.74	63.30	<u>9.4</u>	3.13
2	<u>11.2</u>	3.42	57.94	<u>7.1</u>	2.72
3	<u>9.4</u>	3.13	53.15	<u>5.6</u>	2.42
4	<u>6.1</u>	2.52	42.98	<u>3.5</u>	1.91
5	<u>3.2</u>	1.83	31.35	<u>1.7</u>	1.33

By Linear Regression of Y on X

Slope , mw = 0.0550 Intercept, bw = -0.4335

Correlation coefficient* = 0.9961

*If Correlation Coefficient < 0.990, check and recalibrate.

Set Point Calculation

From the TSP Field Calibration Curve, take Qstd = 43 CFM

From the Regression Equation, the "Y" value according to

$$mw \times Qstd + bw = [\Delta W \times (Pa/760) \times (298/Ta)]^{1/2}$$

Therefore, Set Point; W = $(mw \times Qstd + bw)^2 \times (760 / Pa) \times (Ta / 298) =$ 3.58

Remarks: _____

Conducted by: Wong Shing Kwai Signature: Date: 9-Jan-26

Checked by: Henry Leung Signature: Date: 9-Jan-26

High-Volume TSP Sampler

5-POINT CALIBRATION DATA SHEET



File No. MA20003/41/0033

Project No. KTD 2D - Next to the SOR Office of Trunk Road T2 in Kai Tak Area
 Date: 9-Jan-26 Next Due Date: 9-Mar-26 Operator: SK
 Equipment No.: A-01-41 Model No.: TE 5170 Serial No. 5280

Ambient Condition			
Temperature, Ta (K)	<u>288.7</u>	Pressure, Pa (mmHg)	<u>767.1</u>

Orifice Transfer Standard Information					
Serial No.	<u>3864</u>	Slope, mc	<u>0.05980</u>	Intercept, bc	<u>-0.04908</u>
Last Calibration Date:	<u>7-Jan-26</u>	$mc \times Qstd + bc = [\Delta H \times (Pa/760) \times (298/Ta)]^{1/2}$ $Qstd = \{[\Delta H \times (Pa/760) \times (298/Ta)]^{1/2} - bc\} / mc$			
Next Calibration Date:	<u>7-Jan-27</u>				

Calibration of TSP Sampler					
Calibration Point	Orifice			HVS	
	ΔH (orifice), in. of water	$[\Delta H \times (Pa/760) \times (298/Ta)]^{1/2}$	Qstd (CFM) X - axis	ΔW (HVS), in. of water	$[\Delta W \times (Pa/760) \times (298/Ta)]^{1/2}$ Y-axis
1	<u>13.9</u>	3.81	64.46	<u>9.3</u>	3.11
2	<u>11.5</u>	3.46	58.70	<u>8.5</u>	2.98
3	<u>9.7</u>	3.18	53.98	<u>6.0</u>	2.50
4	<u>7.1</u>	2.72	46.30	<u>4.4</u>	2.14
5	<u>4.2</u>	2.09	35.80	<u>2.2</u>	1.51

By Linear Regression of Y on X

Slope, $m_w =$ 0.0577 Intercept, $b_w =$ -0.5452

Correlation coefficient* = 0.9921

*If Correlation Coefficient < 0.990, check and recalibrate.

Set Point Calculation


From the TSP Field Calibration Curve, take Qstd = 43 CFM


From the Regression Equation, the "Y" value according to

$$m_w \times Qstd + b_w = [\Delta W \times (Pa/760) \times (298/Ta)]^{1/2}$$

Therefore, Set Point; $W = (m_w \times Qstd + b_w)^2 \times (760 / Pa) \times (Ta / 298) =$ 3.60

Remarks: _____

Conducted by: Wong Shing Kwai Signature:  Date: 9-Jan-26

Checked by: Henry Leung Signature:  Date: 9-Jan-26