

APPENDIX E - 1-HOUR TSP MONITORING RESULTS

Location AM1 - Tin Hau Temple				
Date	Time	Weather	Particulate Concentration ($\mu\text{g}/\text{m}^3$)	
4-Jan-22	13:00	Fine	30.4	
4-Jan-22	14:00	Fine	32.3	
4-Jan-22	15:00	Fine	38.0	
10-Jan-22	13:00	Fine	30.4	
10-Jan-22	14:00	Fine	39.9	
10-Jan-22	15:00	Fine	51.3	
14-Jan-22	13:00	Cloudy	53.2	
14-Jan-22	14:00	Cloudy	51.3	
14-Jan-22	15:00	Cloudy	57.0	
20-Jan-22	13:00	Sunny	77.0	
20-Jan-22	14:00	Sunny	77.0	
20-Jan-22	15:00	Sunny	63.8	
26-Jan-22	13:00	Fine	90.0	
26-Jan-22	14:00	Fine	86.0	
26-Jan-22	15:00	Fine	80.0	
31-Jan-22	13:00	Fine	82.0	
31-Jan-22	14:00	Fine	90.0	
31-Jan-22	15:00	Fine	92.0	
			Average	62.3
			Maximum	92.0
			Minimum	30.4

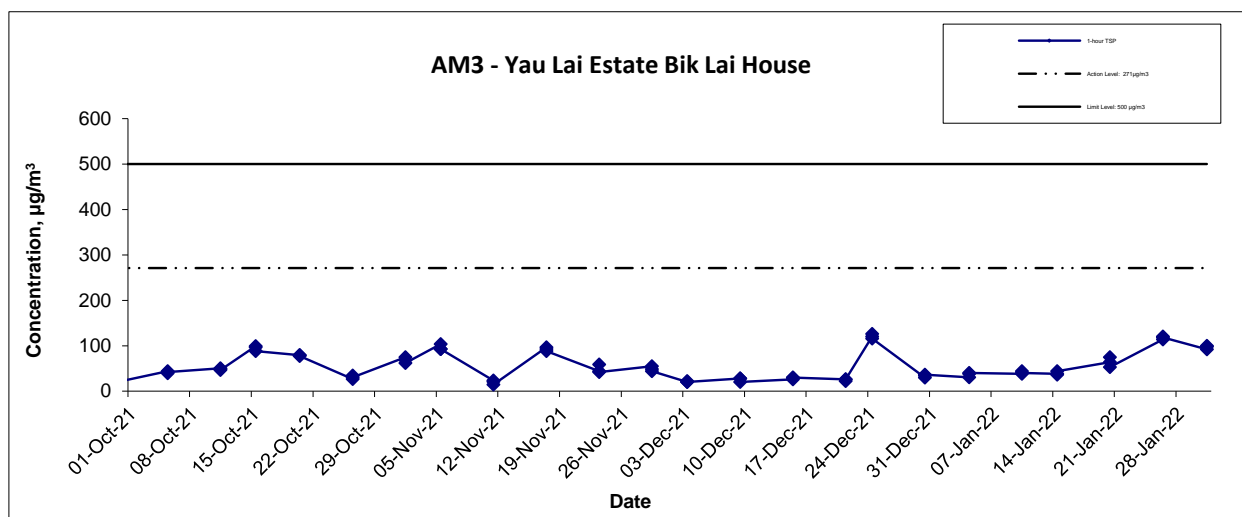
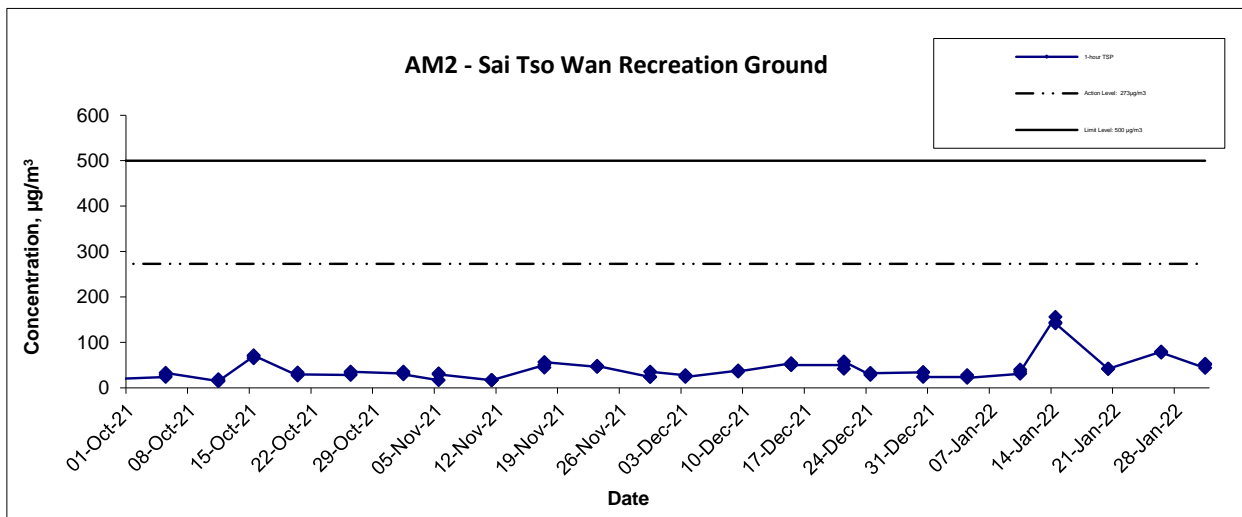
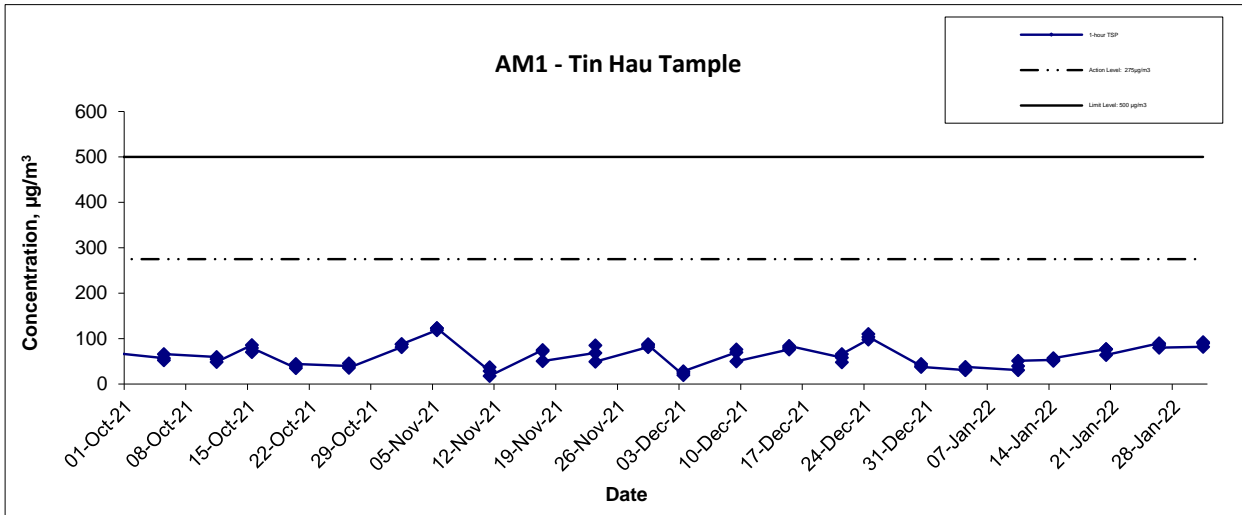
Location AM2 - Sai Tso Wan Recreation Ground				
Date	Time	Weather	Particulate Concentration ($\mu\text{g}/\text{m}^3$)	
4-Jan-22	9:00	Sunny	24.0	
4-Jan-22	10:00	Sunny	28.0	
4-Jan-22	11:00	Sunny	22.0	
10-Jan-22	9:00	Fine	30.8	
10-Jan-22	10:00	Fine	39.6	
10-Jan-22	11:00	Fine	35.2	
14-Jan-22	16:00	Cloudy	156.0	
14-Jan-22	17:00	Cloudy	144.0	
14-Jan-22	18:00	Cloudy	142.0	
20-Jan-22	14:00	Sunny	42.0	
20-Jan-22	15:00	Sunny	42.0	
20-Jan-22	16:00	Sunny	42.0	
26-Jan-22	14:30	Sunny	79.8	
26-Jan-22	15:30	Sunny	77.7	
26-Jan-22	16:30	Sunny	77.7	
31-Jan-22	15:30	Fine	44.0	
31-Jan-22	16:30	Fine	50.6	
31-Jan-22	17:30	Fine	52.8	
			Average	62.8
			Maximum	156.0
			Minimum	22.0


Location AM3 - Yau Lai Estate Bik Lai House				
Date	Time	Weather	Particulate Concentration ($\mu\text{g}/\text{m}^3$)	
4-Jan-22	9:00	Fine	30.4	
4-Jan-22	10:00	Fine	38.0	
4-Jan-22	11:00	Fine	39.9	
10-Jan-22	9:00	Fine	38.0	
10-Jan-22	10:00	Fine	43.7	
10-Jan-22	11:00	Fine	39.9	
14-Jan-22	16:00	Cloudy	38.0	
14-Jan-22	17:00	Cloudy	36.1	
14-Jan-22	18:00	Cloudy	43.7	
20-Jan-22	9:30	Sunny	63.8	
20-Jan-22	10:30	Sunny	74.8	
20-Jan-22	11:30	Sunny	52.8	
26-Jan-22	9:00	Fine	114.0	
26-Jan-22	10:00	Fine	120.0	
26-Jan-22	11:00	Fine	118.0	
31-Jan-22	9:00	Fine	92.0	
31-Jan-22	10:00	Fine	100.0	
31-Jan-22	11:00	Fine	98.0	
			Average	65.6
			Maximum	120.0
			Minimum	30.4

Location AM4 - Sitting-out Area at Cha Kwo Ling Village				
Date	Time	Weather	Particulate Concentration ($\mu\text{g}/\text{m}^3$)	
4-Jan-22	16:00	Fine	20.9	
4-Jan-22	17:00	Fine	19.0	
4-Jan-22	18:00	Fine	32.3	
10-Jan-22	16:00	Fine	34.2	
10-Jan-22	17:00	Fine	36.1	
10-Jan-22	18:00	Fine	34.2	
14-Jan-22	9:00	Cloudy	34.2	
14-Jan-22	10:00	Cloudy	36.1	
14-Jan-22	11:00	Cloudy	32.3	
20-Jan-22	15:30	Sunny	52.8	
20-Jan-22	16:30	Sunny	46.2	
20-Jan-22	17:30	Sunny	57.2	
26-Jan-22	16:00	Fine	96.0	
26-Jan-22	17:00	Fine	104.0	
26-Jan-22	18:00	Fine	82.0	
31-Jan-22	16:00	Fine	108.0	
31-Jan-22	17:00	Fine	100.0	
31-Jan-22	18:00	Fine	102.0	
			Average	57.1
			Maximum	108.0
			Minimum	19.0

APPENDIX E - 1-HOUR TSP MONITORING RESULTS

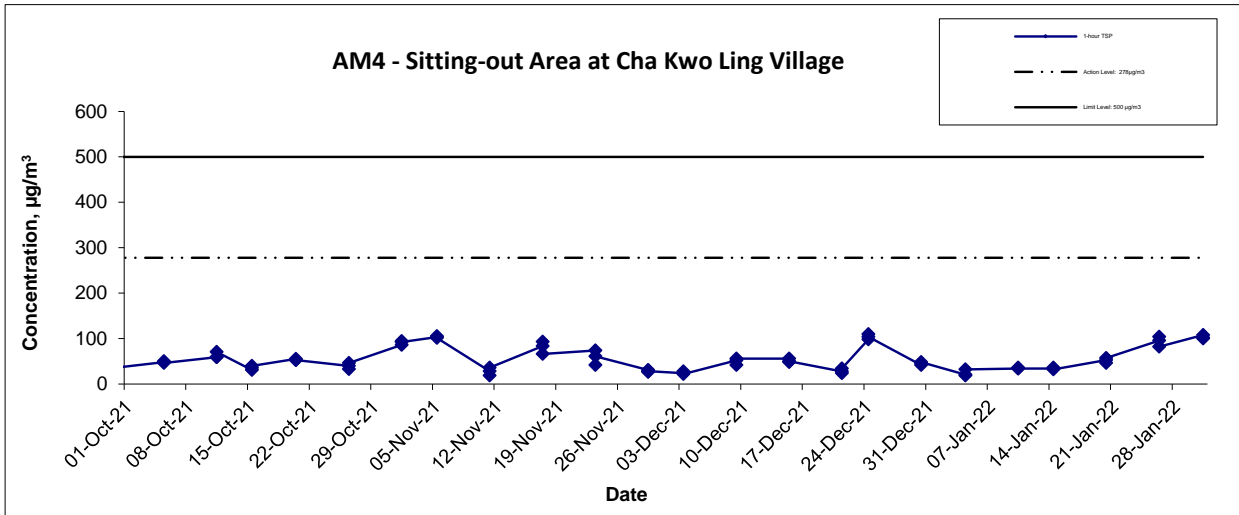
1-hr TSP Concentration Levels



Contract No. ED/2018/04 Trunk Road T2 and Infrastructure Works for Developments at the Former South Apron Graphical Presentation of 1-hour TSP Monitoring Results	Scale	Project No.	
	Date	Appendix	
	N.T.S	MA20003	
	Jan-22	E	


APPENDIX E - 1-HOUR TSP MONITORING RESULTS

1-hr TSP Concentration Levels



Notes:

1. The major activitie(s) being carried out on site during the reporting period is/are presented in Section 1.10
2. The weather conditions during the reporting month are presented in Appendix C.
3. Other factors which might affect the monitoring results are presented in Section 2.17.

Contract No. ED/2018/04 Trunk Road T2 and Infrastructure Works for Developments at the Former South Apron Graphical Presentation of 1-hour TSP Monitoring Results	Scale	Project No.	
	Date	Appendix	
	N.T.S	MA20003	
	Jan-22	E	