

Appendix E - 1-hour TSP Monitoring Results

Location AM1 - Tin Hau Temple			
Date	Time	Weather	Particulate Concentration ($\mu\text{g}/\text{m}^3$)
4-Jan-24	11:35	Sunny	53.2
4-Jan-24	12:35	Sunny	68.4
4-Jan-24	13:35	Sunny	85.5
10-Jan-24	11:24	Sunny	26.6
10-Jan-24	12:24	Sunny	36.1
10-Jan-24	13:24	Sunny	49.4
16-Jan-24	11:38	Fine	155.8
16-Jan-24	12:38	Fine	150.1
16-Jan-24	13:38	Fine	153.9
22-Jan-24	9:00	Fine	83.6
22-Jan-24	10:00	Fine	77.9
22-Jan-24	11:00	Fine	87.4
26-Jan-24	15:00	Sunny	64.6
26-Jan-24	16:00	Sunny	62.7
26-Jan-24	17:00	Sunny	57.0
Average			80.8
Maximum			155.8
Minimum			26.6

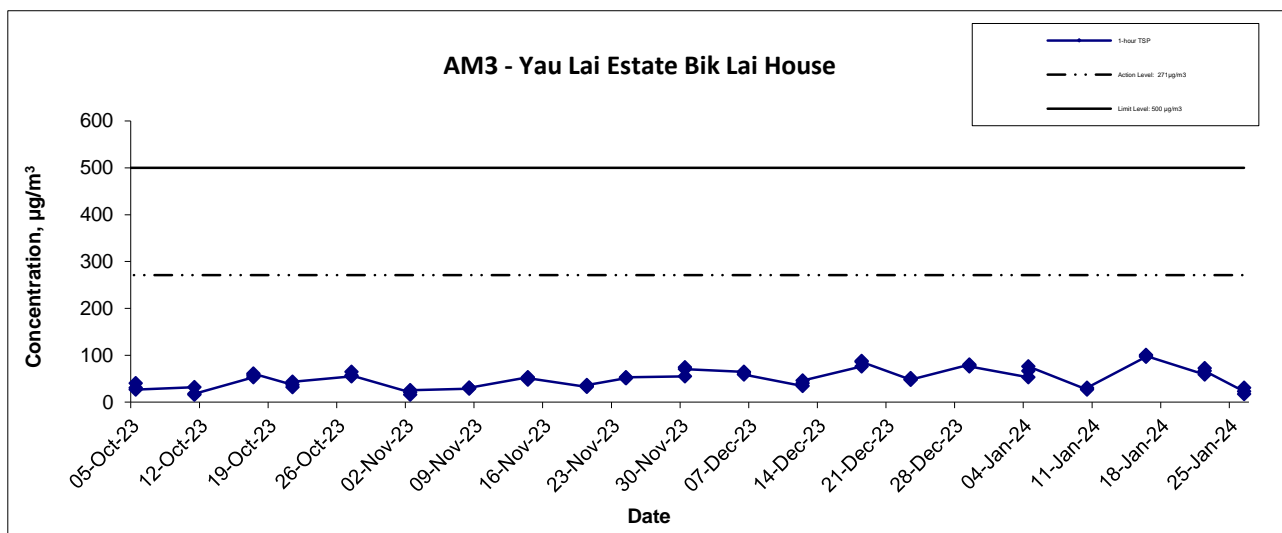
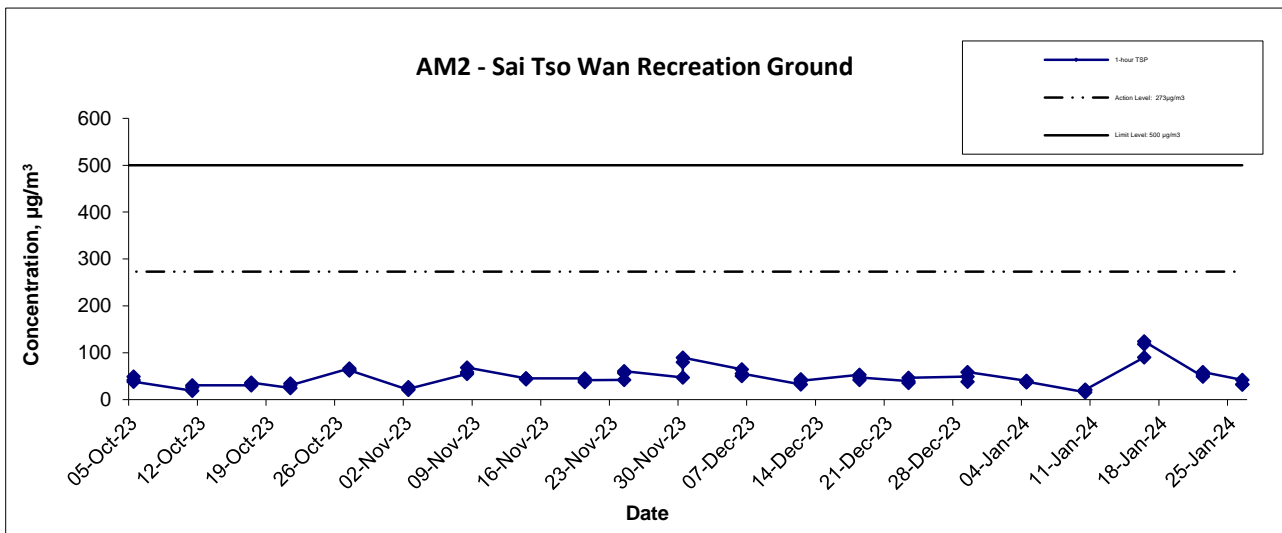
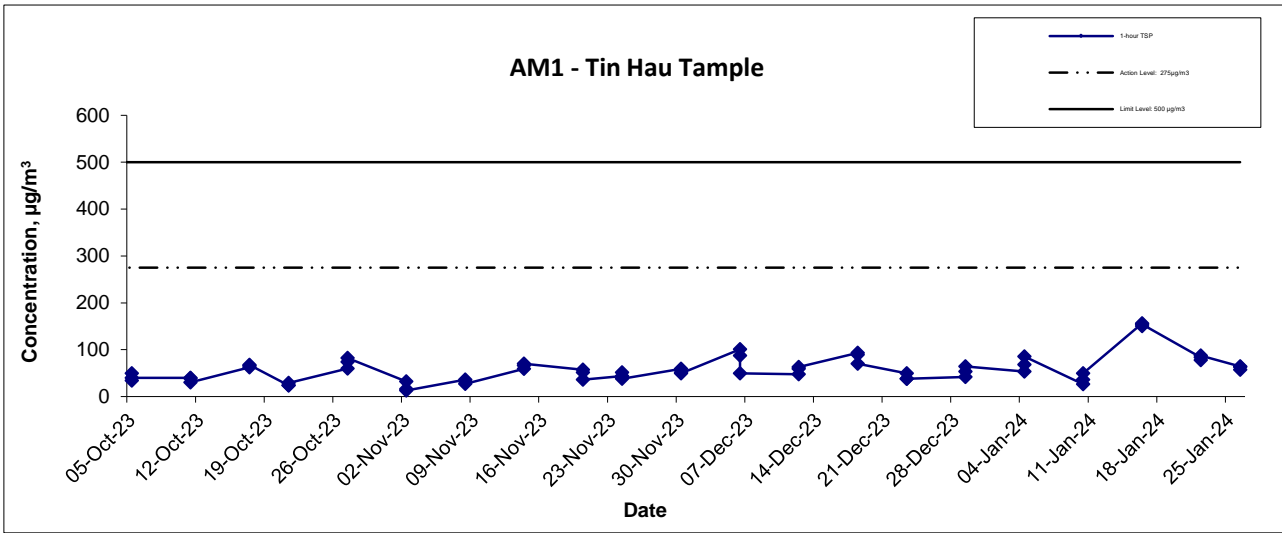
Location AM2 - Sai Tso Wan Recreation Ground			
Date	Time	Weather	<i>Particulate Concentration ($\mu\text{g}/\text{m}^3$)</i>
4-Jan-24	10:00	Fine	40.0
4-Jan-24	11:00	Fine	36.8
4-Jan-24	12:00	Fine	38.4
10-Jan-24	9:00	Fine	16.0
10-Jan-24	10:00	Fine	20.8
10-Jan-24	11:00	Fine	20.8
16-Jan-24	16:00	Fine	90.0
16-Jan-24	17:00	Fine	118.8
16-Jan-24	18:00	Fine	124.2
22-Jan-24	9:02	Cloudy	49.4
22-Jan-24	10:02	Cloudy	53.2
22-Jan-24	11:02	Cloudy	58.9
26-Jan-24	11:00	Sunny	41.8
26-Jan-24	12:00	Sunny	32.3
26-Jan-24	13:00	Sunny	32.3
Average			51.6
Maximum			124.2
Minimum			16.0

Appendix E - 1-hour TSP Monitoring Results

Location AM3 - Yau Lai Estate Bik Lai House			
Date	Time	Weather	Particulate Concentration ($\mu\text{g}/\text{m}^3$)
4-Jan-24	9:00	Sunny	53.2
4-Jan-24	10:00	Sunny	66.5
4-Jan-24	11:00	Sunny	76.0
10-Jan-24	13:48	Sunny	26.6
10-Jan-24	14:48	Sunny	28.5
10-Jan-24	15:48	Sunny	30.4
16-Jan-24	12:42	Fine	96.9
16-Jan-24	13:42	Fine	100.7
16-Jan-24	14:42	Fine	98.8
22-Jan-24	13:15	Fine	58.9
22-Jan-24	14:15	Fine	72.2
22-Jan-24	15:15	Fine	66.5
26-Jan-24	11:00	Sunny	22.8
26-Jan-24	12:00	Sunny	17.1
26-Jan-24	13:00	Sunny	30.4
Average			56.4
Maximum			100.7
Minimum			17.1

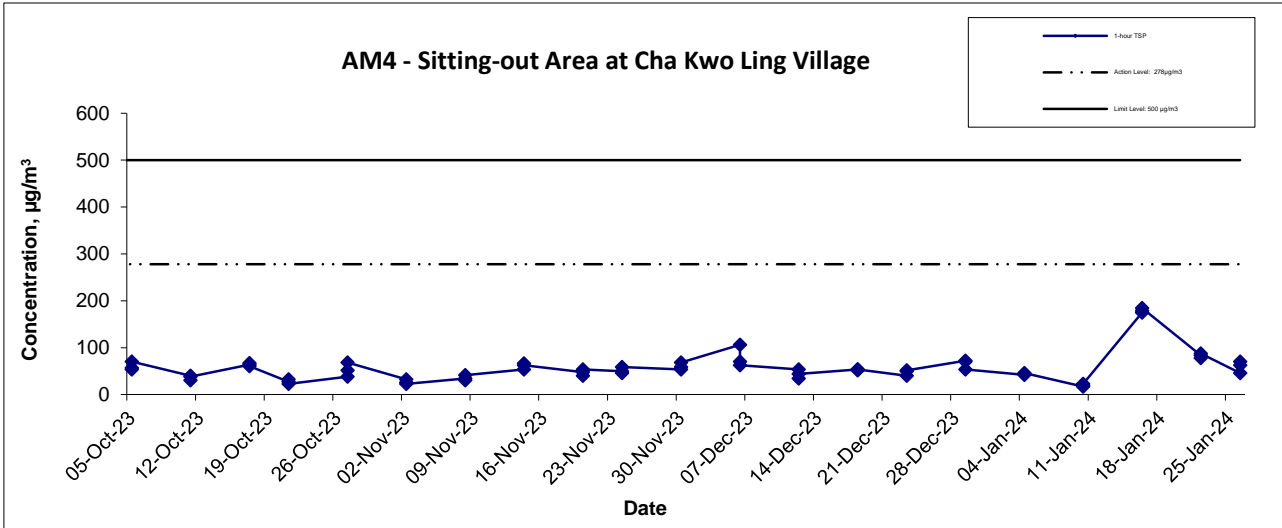
Location AM4 - Sitting-out Area at Cha Kwo Ling Village			
Date	Time	Weather	Particulate Concentration ($\mu\text{g}/\text{m}^3$)
4-Jan-24	9:07	Sunny	41.8
4-Jan-24	10:07	Sunny	43.7
4-Jan-24	11:07	Sunny	45.6
10-Jan-24	9:02	Sunny	17.1
10-Jan-24	10:02	Sunny	19.0
10-Jan-24	11:02	Sunny	22.8
16-Jan-24	14:44	Fine	174.8
16-Jan-24	15:44	Fine	178.6
16-Jan-24	16:44	Fine	184.3
22-Jan-24	9:00	Fine	83.6
22-Jan-24	10:00	Fine	77.9
22-Jan-24	11:00	Fine	87.4
26-Jan-24	9:00	Sunny	45.6
26-Jan-24	10:00	Sunny	70.3
26-Jan-24	11:00	Sunny	62.7
Average			77.0
Maximum			184.3
Minimum			17.1

1-hr TSP Concentration Levels



Contract No. ED/2018/04 Trunk Road T2 and Infrastructure Works for Developments at the Former South Apron Graphical Presentation of 1-hour TSP Monitoring Results	Scale	Project No.	
	Date	Appendix	
	N.T.S	MA20003	E

1-hr TSP Concentration Levels



Notes:

1. The major activitie(s) being carried out on site during the reporting period is/are presented in Section 1.10
2. The weather conditions during the reporting month are presented in Appendix C.
3. Other factors which might affect the monitoring results are presented in Section 2.18.

Contract No. ED/2018/04 Trunk Road T2 and Infrastructure Works for Developments at the Former South Apron	Scale N.T.S	Project No. MA20003	CINOTECH
Graphical Presentation of 1-hour TSP Monitoring Results	Date Jan-24	Appendix E	