

Appendix F - 24-hour TSP Monitoring Results

Location AM1 - Tin Hau Temple

Start Date	Weather	Filter Weight (g)		Particulate	Elapse Time		Sampling	Flow Rate (m ³ /min.)		Av. flow	Total vol.	Conc.
	Condition	Initial	Final	Weight (g)	Initial	Final	Time(hrs.)	Initial	Final	(m ³ /min)	(m ³)	(µg/m ³)
3-Jan-24	Sunny	3.3397	3.4342	0.0945	12786.6	12810.6	24.0	1.23	1.23	1.23	1774.2	53.3
9-Jan-24	Fine	3.3403	3.4054	0.0651	12810.6	12834.6	24.0	1.23	1.23	1.23	1766.2	36.9
15-Jan-24	Fine	3.3411	3.4669	0.1258	12834.6	12858.6	24.0	1.23	1.23	1.23	1770.3	71.1
20-Jan-24	Fine	3.3613	3.4571	0.0958	12858.6	12882.6	24.0	1.22	1.23	1.23	1766.8	54.2
25-Jan-24	Sunny	3.3414	3.4090	0.0676	12882.6	12906.6	24.0	1.25	1.24	1.24	1790.2	37.8
31-Jan-24	Cloudy	3.3348	3.3836	0.0488	12906.6	12930.6	24.0	1.23	1.23	1.23	1767.2	27.6
											Min	27.6
											Max	71.1
											Average	46.8

Location AM2 - Sai Tso Wan Recreation Ground

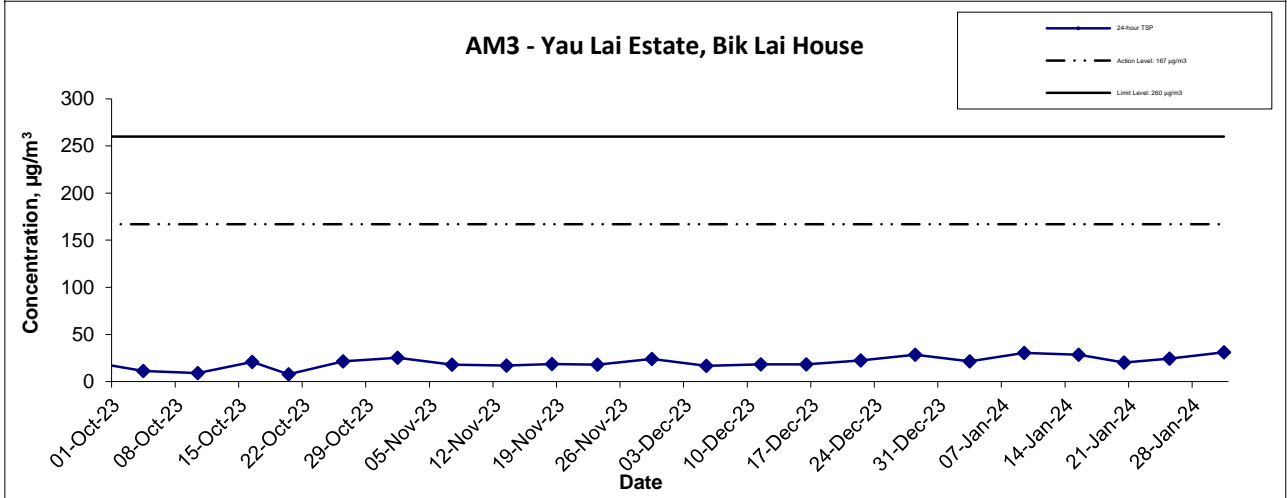
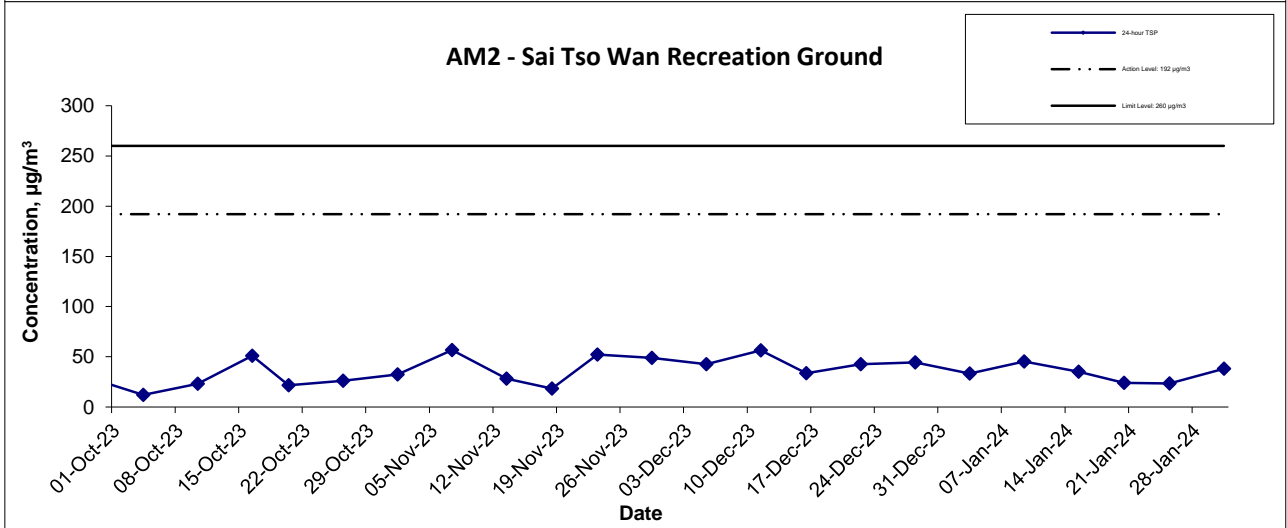
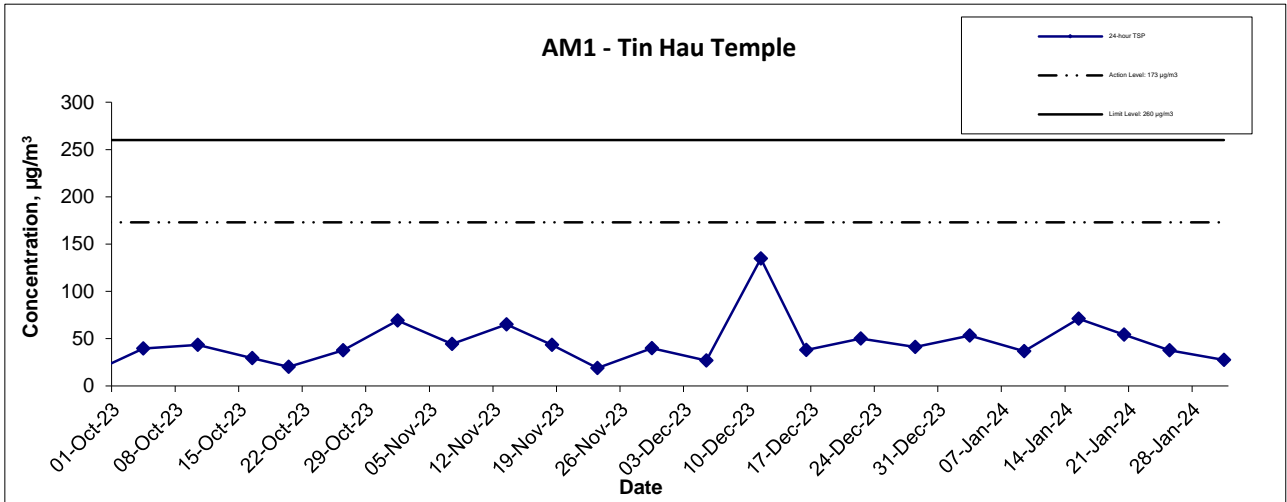
Start Date	Weather	Filter Weight (g)		Particulate	Elapse Time		Sampling	Flow Rate (m ³ /min.)		Av. flow	Total vol.	Conc.
	Condition	Initial	Final	Weight (g)	Initial	Final	Time(hrs.)	Initial	Final	(m ³ /min)	(m ³)	(µg/m ³)
3-Jan-24	Fine	3.3237	3.3830	0.0593	33857.0	33881.0	24.0	1.23	1.23	1.23	1772.7	33.5
9-Jan-24	Fine	3.3423	3.4223	0.0800	33881.0	33905.0	24.0	1.22	1.23	1.23	1764.3	45.3
15-Jan-24	Fine	3.3242	3.3866	0.0624	33905.0	33929.0	24.0	1.23	1.23	1.23	1768.7	35.3
20-Jan-24	Fine	3.3317	3.3739	0.0422	33950.0	33974.0	24.0	1.22	1.23	1.23	1765.0	23.9
25-Jan-24	Sunny	3.3297	3.3719	0.0422	33977.0	34001.0	24.0	1.25	1.24	1.24	1789.6	23.6
31-Jan-24	Cloudy	3.3450	3.4125	0.0675	34001.1	34025.1	24.0	1.23	1.22	1.23	1765.4	38.2
											Min	23.6
											Max	45.3
											Average	33.3

Location AM3 - Yau Lai Estate, Bik Lai House

Start Date	Weather	Filter Weight (g)		Particulate	Elapse Time		Sampling	Flow Rate (m ³ /min.)		Av. flow	Total vol.	Conc.
	Condition	Initial	Final	Weight (g)	Initial	Final	Time(hrs.)	Initial	Final	(m ³ /min)	(m ³)	(µg/m ³)
3-Jan-24	Sunny	3.3232	3.3614	0.0382	8109.8	8133.8	24.0	1.23	1.23	1.23	1772.2	21.6
9-Jan-24	Sunny	3.3078	3.3613	0.0535	8133.8	8157.8	24.0	1.22	1.23	1.22	1763.7	30.3
15-Jan-24	Fine	3.3393	3.3896	0.0503	8157.8	8181.8	24.0	1.23	1.23	1.23	1768.1	28.4
20-Jan-24	Fine	3.3415	3.3770	0.0355	8181.8	8205.8	24.0	1.22	1.23	1.23	1764.4	20.1
25-Jan-24	Sunny	3.3356	3.3794	0.0438	8205.8	8229.8	24.0	1.25	1.24	1.24	1789.1	24.5
31-Jan-24	Cloudy	3.3437	3.3986	0.0549	8229.8	8253.8	24.0	1.23	1.22	1.23	1764.9	31.1
											Min	20.1
											Max	31.1
											Average	26.0

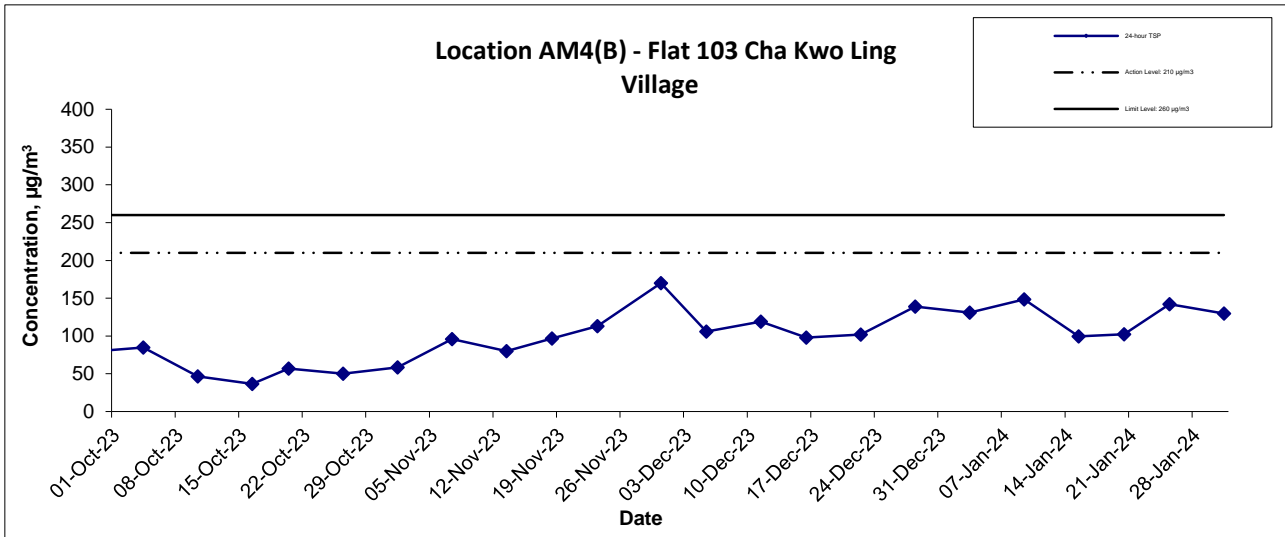
Location AM4(B) - Flat 103 Cha Kwo Ling Village

Start Date	Weather	Filter Weight (g)		Particulate	Elapse Time		Sampling	Flow Rate (m ³ /min.)		Av. flow	Total vol.	Conc.
	Condition	Initial	Final	Weight (g)	Initial	Final	Time(hrs.)	Initial	Final	(m ³ /min)	(m ³)	(µg/m ³)
3-Jan-24	Sunny	3.3317	3.5641	0.2324	19534.2	19558.2	24.0	1.23	1.23	1.23	1776.2	130.8
9-Jan-24	Sunny	3.2961	3.5545	0.2584	19558.2	19582.2	24.0	1.21	1.21	1.21	1742.3	148.3
15-Jan-24	Fine	3.3490	3.5230	0.1740	19582.2	19606.2	24.0	1.21	1.21	1.21	1746.2	99.6
20-Jan-24	Fine	3.3511	3.5295	0.1784	19606.2	19630.2	24.0	1.21	1.21	1.21	1742.9	102.4
25-Jan-24	Sunny	3.3101	3.5608	0.2507	19630.2	19654.2	24.0	1.23	1.22	1.23	1765.2	142.0
31-Jan-24	Fine	3.3449	3.5712	0.2263	19654.2	19678.2	24.0	1.21	1.21	1.21	1743.3	129.8
											Min	99.6
											Max	148.3
											Average	125.5



Contract No. ED/2018/04 Trunk Road T2 and Infrastructure Works for Developments at the Former South Apron Graphical Presentation of 24-hour TSP Monitoring Results	Scale N.T.S	Project No. MA20003	CINOTECH
	Date Jan-24	Appendix F	

24-hr TSP Concentration Levels



Notes:

- 1) The major activitie(s) being carried out on site during the reporting period is/are presented in Section 1.10
- 2) The weather conditions during the reporting month are presented in Appendix C.
- 3) Other factors which might affect the monitoring results are presented in Section 2.18.

Contract No. ED/2018/04 Trunk Road T2 and Infrastructure Works for Developments at the Former South Apron Graphical Presentation of 24-hour TSP Monitoring Results	Scale	N.T.S	Project No.	MA20003	CINOTECH
	Date	Jan-24	Appendix	F	