

Appendix F - 24-hour TSP Monitoring Results

Location AM1 - Tin Hau Temple

Start Date	Weather	Filter Weight (g)		Particulate	Elapse Time		Sampling	Flow Rate (m ³ /min.)		Av. flow	Total vol.	Conc.
	Condition	Initial	Final	Weight (g)	Initial	Final	Time(hrs.)	Initial	Final	(m ³ /min)	(m ³)	(µg/m ³)
2-Jan-26	Sunny	2.8257	2.8582	0.0324	15954.6	15978.6	24.0	1.23	1.23	1.23	1773.5	18.3
7-Jan-26	Sunny	2.8058	2.8401	0.0343	15978.6	16002.6	24.0	1.23	1.23	1.23	1775.6	19.3
13-Jan-26	Sunny	2.7934	2.8174	0.0240	16002.6	16026.6	24.0	1.22	1.22	1.22	1758.2	13.6
19-Jan-26	Sunny	2.7826	2.8119	0.0293	16026.6	16050.6	24.0	1.22	1.22	1.22	1756.0	16.7
24-Jan-26	Sunny	2.8235	2.8436	0.0202	16050.6	16074.6	24.0	1.23	1.22	1.23	1764.1	11.4
29-Jan-26	Cloudy	2.7880	2.8239	0.0359	16074.6	16098.6	24.0	1.22	1.22	1.22	1760.0	20.4
											Min	11.4
											Max	20.4
											Average	16.6

Location AM2 - Sai Tso Wan Recreation Ground

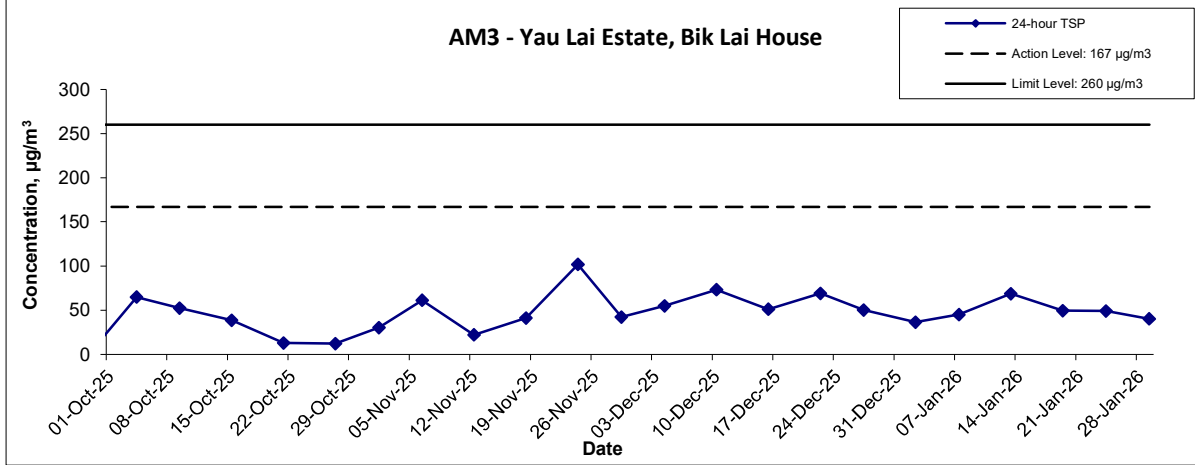
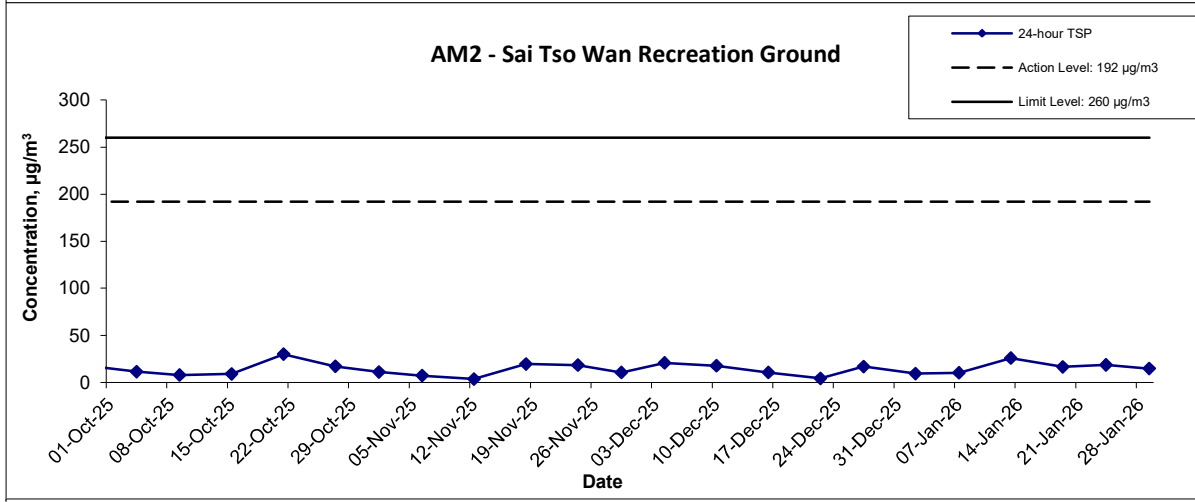
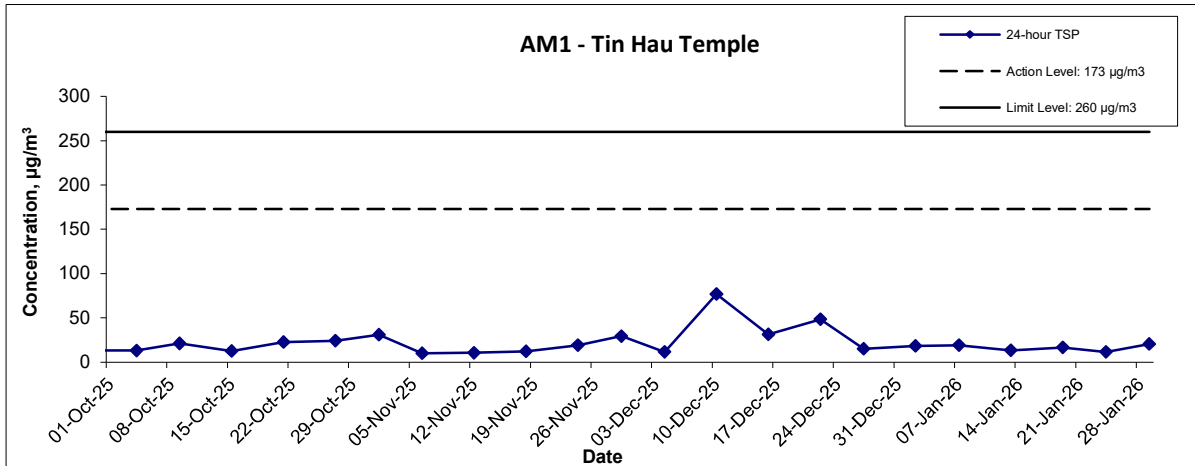
Start Date	Weather	Filter Weight (g)		Particulate	Elapse Time		Sampling	Flow Rate (m ³ /min.)		Av. flow	Total vol.	Conc.
	Condition	Initial	Final	Weight (g)	Initial	Final	Time(hrs.)	Initial	Final	(m ³ /min)	(m ³)	(µg/m ³)
2-Jan-26	Sunny	2.7647	2.7821	0.0174	37054.6	37078.6	24.0	1.29	1.29	1.29	1853.5	9.4
7-Jan-26	Sunny	2.7992	2.8181	0.0189	37078.6	37102.6	24.0	1.29	1.29	1.29	1855.3	10.2
13-Jan-26	Sunny	2.8339	2.8813	0.0474	37102.6	37126.6	24.0	1.28	1.28	1.28	1840.3	25.8
19-Jan-26	Sunny	2.7820	2.8124	0.0304	37126.6	37150.6	24.0	1.28	1.28	1.28	1838.4	16.5
24-Jan-26	Sunny	2.7994	2.8337	0.0343	37150.6	37174.6	24.0	1.28	1.28	1.28	1845.4	18.6
29-Jan-26	Cloudy	2.7941	2.8213	0.0272	37174.6	37198.6	24.0	1.28	1.28	1.28	1841.9	14.7
											Min	9.4
											Max	25.8
											Average	15.9

Location AM3 - Yau Lai Estate, Bik Lai House

Start Date	Weather	Filter Weight (g)		Particulate	Elapse Time		Sampling	Flow Rate (m ³ /min.)		Av. flow	Total vol.	Conc.
	Condition	Initial	Final	Weight (g)	Initial	Final	Time(hrs.)	Initial	Final	(m ³ /min)	(m ³)	(µg/m ³)
2-Jan-26	Sunny	2.7810	2.8458	0.0648	11302.6	11326.6	24.0	1.23	1.23	1.23	1770.1	36.6
7-Jan-26	Sunny	2.7781	2.8581	0.0800	11326.6	11350.6	24.0	1.23	1.23	1.23	1771.8	45.2
13-Jan-26	Sunny	2.8020	2.9228	0.1207	11350.6	11374.6	24.0	1.22	1.22	1.22	1757.8	68.7
19-Jan-26	Sunny	2.7871	2.8744	0.0873	11374.6	11398.6	24.0	1.22	1.22	1.22	1756.0	49.7
24-Jan-26	Sunny	2.7787	2.8654	0.0867	11398.6	11422.6	24.0	1.23	1.22	1.22	1762.6	49.2
29-Jan-26	Cloudy	2.8111	2.8819	0.0708	11422.6	11446.6	24.0	1.22	1.22	1.22	1759.3	40.2
											Min	36.6
											Max	68.7
											Average	48.3

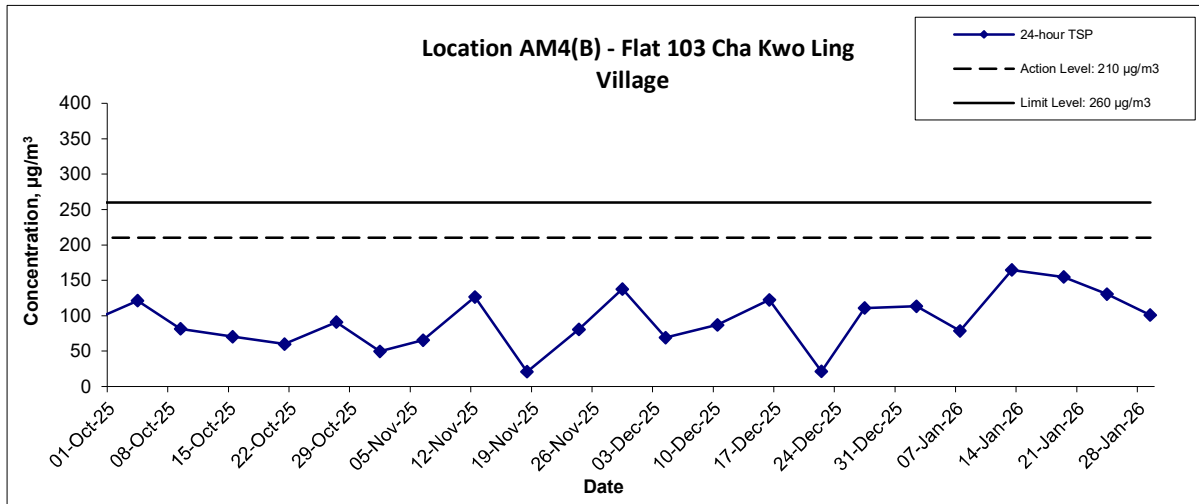
Location AM4(B) - Flat 103 Cha Kwo Ling Village

Start Date	Weather	Filter Weight (g)		Particulate	Elapse Time		Sampling	Flow Rate (m ³ /min.)		Av. flow	Total vol.	Conc.
	Condition	Initial	Final	Weight (g)	Initial	Final	Time(hrs.)	Initial	Final	(m ³ /min)	(m ³)	(µg/m ³)
2-Jan-26	Sunny	2.7900	2.9914	0.2014	22848.1	22872.1	24.0	1.23	1.24	1.23	1777.5	113.3
7-Jan-26	Sunny	2.7706	2.9087	0.1381	22872.1	22896.1	24.0	1.22	1.22	1.22	1757.5	78.6
13-Jan-26	Fine	2.7766	3.0634	0.2868	22896.1	22920.1	24.0	1.21	1.21	1.21	1741.5	164.7
19-Jan-26	Sunny	2.7894	3.0588	0.2693	22920.1	22944.1	24.0	1.21	1.21	1.21	1739.5	154.8
24-Jan-26	Fine	2.7864	3.0145	0.2281	22944.1	22968.1	24.0	1.21	1.21	1.21	1747.0	130.6
29-Jan-26	Cloudy	2.7567	2.9328	0.1761	22968.1	22992.1	24.0	1.21	1.21	1.21	1743.2	101.0
											Min	78.6
											Max	164.7
											Average	123.8



Contract No. ED/2018/04 Trunk Road T2 and Infrastructure Works for Developments at the Former South Apron Graphical Presentation of 24-hour TSP Monitoring Results	Scale N.T.S	Project No. MA20003	CINOTECH
	Date Jan-26	Appendix F	

24-hr TSP Concentration Levels



Notes:

- 1) The major activitie(s) being carried out on site during the reporting period is/are presented in Section 1.11
- 2) The weather conditions during the reporting month are presented in Appendix C.
- 3) Other factors which might affect the monitoring results are presented in Section 2.18.

Contract No. ED/2018/04 Trunk Road T2 and Infrastructure Works for Developments at the Former South Apron Graphical Presentation of 24-hour TSP Monitoring Results	Scale N.T.S	Project No. MA20003	
	Date Jan-26	Appendix F	