

## Appendix F - 24-hour TSP Monitoring Results

### Location AM1 - Tin Hau Temple

Start Date	Weather	Filter Weight (g)		Particulate	Elapse Time		Sampling	Flow Rate (m <sup>3</sup> /min.)		Av. flow	Total vol.	Conc.
	Condition	Initial	Final	Weight (g)	Initial	Final	Time(hrs.)	Initial	Final	(m <sup>3</sup> /min)	(m <sup>3</sup> )	(µg/m <sup>3</sup> )
3-Apr-23	Cloudy	3.3655	3.6600	0.2945	11586.6	11610.6	24.0	1.21	1.21	1.21	1743.3	168.9
6-Apr-23	Sunny	3.3871	3.5907	0.2036	11610.6	11634.6	24.0	1.21	1.21	1.21	1742.0	116.9
11-Apr-23	Cloudy	3.3781	3.6715	0.2934	11634.6	11658.6	24.0	1.21	1.21	1.21	1739.2	168.7
14-Apr-23	Rainy	3.3213	3.4275	0.1062	11658.6	11682.6	24.0	1.22	1.21	1.22	1750.1	60.7
20-Apr-23	Cloudy	3.3193	3.3703	0.0510	11682.6	11706.6	24.0	1.22	1.22	1.22	1751.2	29.1
26-Apr-23	Fine	3.3953	3.5153	0.1200	11706.6	11730.6	24.0	1.22	1.22	1.22	1762.3	68.1
											Min	29.1
											Max	168.9
											Average	102.1

### Location AM2 - Sai Tso Wan Recreation Ground

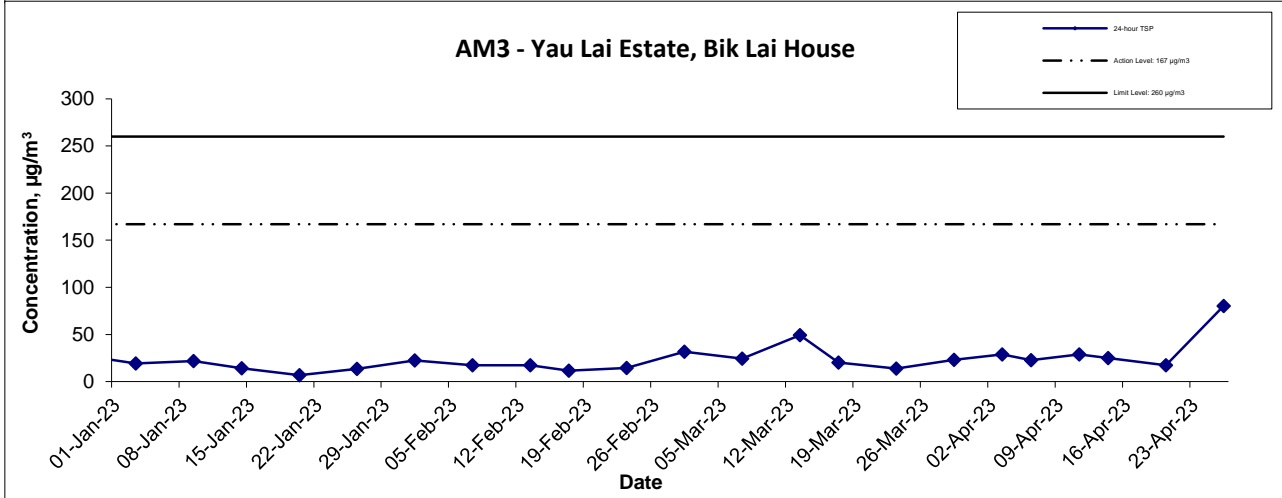
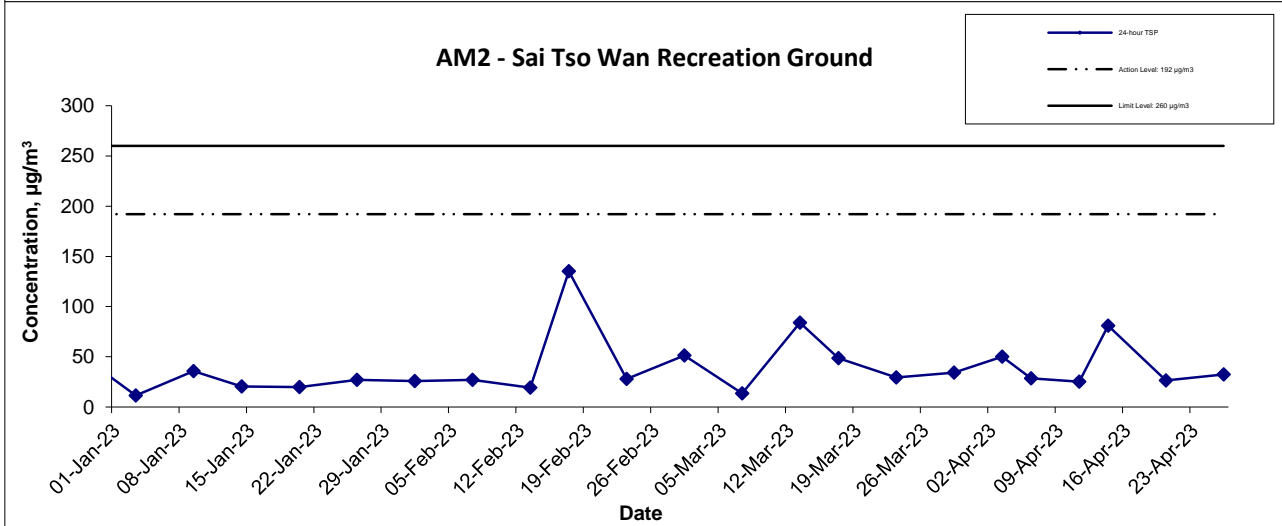
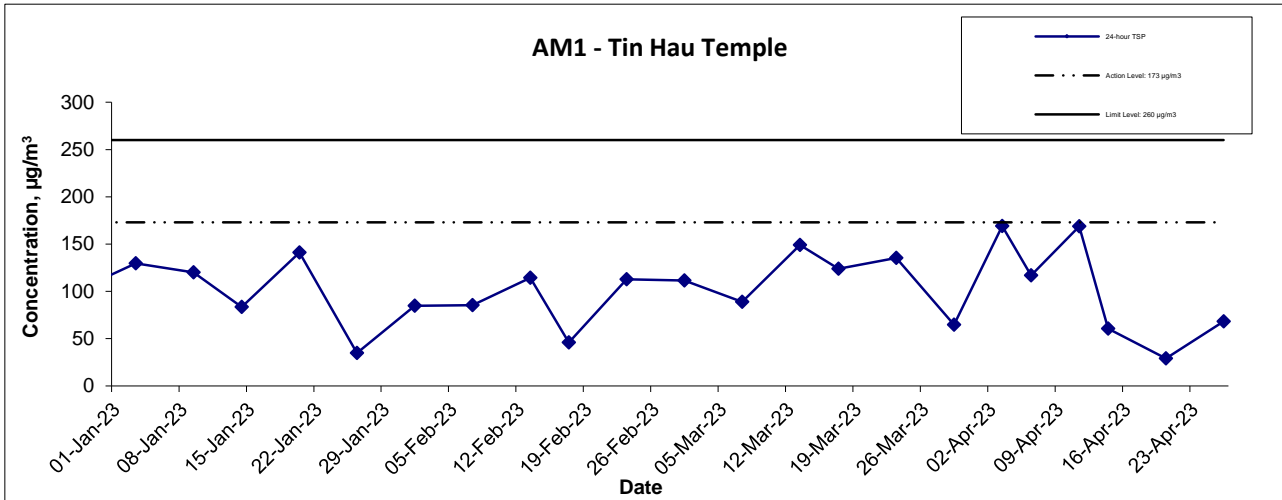
Start Date	Weather	Filter Weight (g)		Particulate	Elapse Time		Sampling	Flow Rate (m <sup>3</sup> /min.)		Av. flow	Total vol.	Conc.
	Condition	Initial	Final	Weight (g)	Initial	Final	Time(hrs.)	Initial	Final	(m <sup>3</sup> /min)	(m <sup>3</sup> )	(µg/m <sup>3</sup> )
3-Apr-23	Cloudy	3.3681	3.4553	0.0872	32656.7	32680.7	24.0	1.21	1.21	1.21	1740.7	50.1
6-Apr-23	Fine	3.3564	3.4059	0.0495	32680.7	32704.7	24.0	1.20	1.21	1.21	1739.1	28.5
11-Apr-23	Cloudy	3.3495	3.3933	0.0438	32704.7	32728.7	24.0	1.21	1.20	1.21	1735.9	25.2
14-Apr-23	Rainy	3.3953	3.5371	0.1418	32728.7	32752.7	24.0	1.22	1.21	1.22	1749.9	81.0
20-Apr-23	Cloudy	3.3610	3.4073	0.0463	32752.7	32776.7	24.0	1.22	1.22	1.22	1751.2	26.4
26-Apr-23	Fine	3.3703	3.4277	0.0574	32776.7	32800.7	24.0	1.23	1.22	1.23	1764.3	32.5
											Min	25.2
											Max	81.0
											Average	40.6

### Location AM3 - Yau Lai Estate, Bik Lai House

Start Date	Weather	Filter Weight (g)		Particulate	Elapse Time		Sampling	Flow Rate (m <sup>3</sup> /min.)		Av. flow	Total vol.	Conc.
	Condition	Initial	Final	Weight (g)	Initial	Final	Time(hrs.)	Initial	Final	(m <sup>3</sup> /min)	(m <sup>3</sup> )	(µg/m <sup>3</sup> )
3-Apr-23	Cloudy	3.3391	3.3893	0.0502	6909.6	6933.6	24.0	1.21	1.20	1.21	1739.4	28.9
6-Apr-23	Fine	3.3183	3.3580	0.0397	6933.6	6957.6	24.0	1.20	1.21	1.21	1737.8	22.8
11-Apr-23	Fine	3.3181	3.3680	0.0499	6957.6	6981.6	24.0	1.21	1.20	1.20	1734.5	28.8
14-Apr-23	Rainy	3.3320	3.3759	0.0439	6981.6	7005.6	24.0	1.22	1.21	1.22	1750.9	25.1
20-Apr-23	Cloudy	3.3465	3.3770	0.0305	7005.6	7029.6	24.0	1.22	1.22	1.22	1752.1	17.4
26-Apr-23	Sunny	3.3068	3.4484	0.1416	7029.6	7053.6	24.0	1.23	1.22	1.23	1765.0	80.2
											Min	17.4
											Max	80.2
											Average	33.9

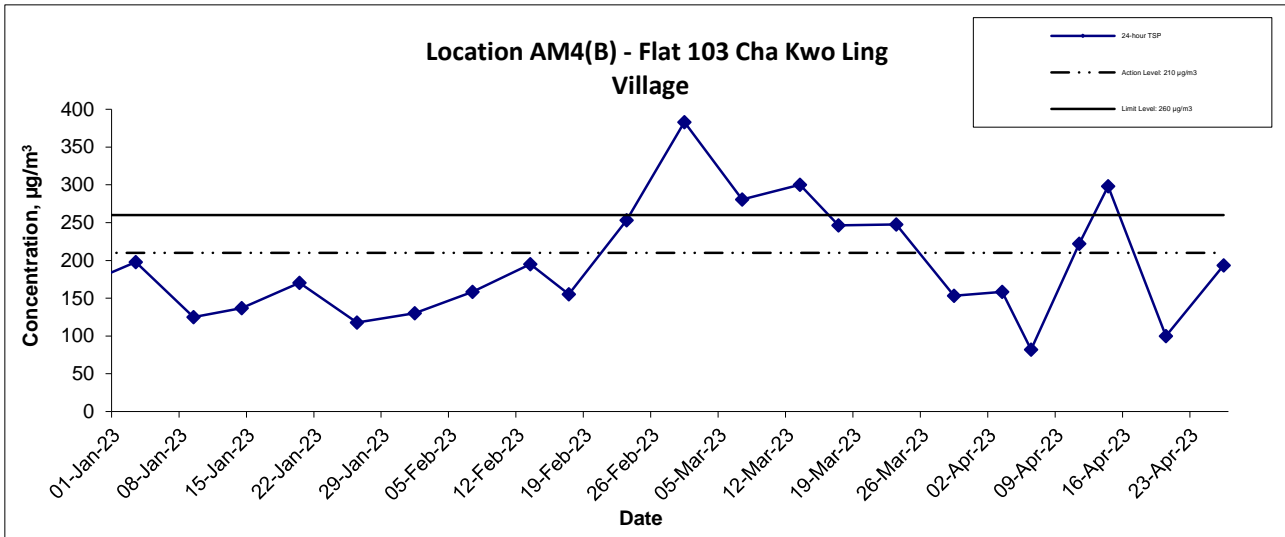
### Location AM4(B) - Flat 103 Cha Kwo Ling Village

Start Date	Weather	Filter Weight (g)		Particulate	Elapse Time		Sampling	Flow Rate (m <sup>3</sup> /min.)		Av. flow	Total vol.	Conc.
	Condition	Initial	Final	Weight (g)	Initial	Final	Time(hrs.)	Initial	Final	(m <sup>3</sup> /min)	(m <sup>3</sup> )	(µg/m <sup>3</sup> )
3-Apr-23	Fine	3.2940	3.5693	0.2753	18151.2	18175.2	24.0	1.21	1.20	1.21	1737.9	158.4
6-Apr-23	Cloudy	3.3510	3.4930	0.1420	18175.2	18199.2	24.0	1.20	1.21	1.21	1736.6	81.8
11-Apr-23	Fine	3.3488	3.7337	0.3849	18199.2	18223.2	24.0	1.20	1.20	1.20	1733.9	<b>222.0</b>
14-Apr-23	Rainy	3.3222	3.8378	0.5156	18247.2	18271.2	24.0	1.20	1.20	1.20	1729.4	<b>298.1</b>
20-Apr-23	Fine	3.3923	3.5650	0.1727	18295.2	18319.2	24.0	1.20	1.20	1.20	1730.5	99.8
26-Apr-23	Fine	3.3792	3.7160	0.3368	18319.2	18343.2	24.0	1.21	1.21	1.21	1741.2	193.4
											Min	81.8
											Max	<b>298.1</b>
											Average	175.6



Contract No. ED/2018/04 Trunk Road T2 and Infrastructure Works for Developments at the Former South Apron  Graphical Presentation of 24-hour TSP Monitoring Results	Scale N.T.S	Project No. MA20003	CINOTECH
	Date Apr-23	Appendix F	

### 24-hr TSP Concentration Levels



**Notes:**

- 1) The major activitie(s) being carried out on site during the reporting period is/are presented in Section 1.10
- 2) The weather conditions during the reporting month are presented in Appendix C.
- 3) Other factors which might affect the monitoring results are presented in Section 2.18.

Contract No. ED/2018/04 Trunk Road T2 and Infrastructure Works for Developments at the Former South Apron  Graphical Presentation of 24-hour TSP Monitoring Results	Scale	N.T.S	Project No.	MA20003	<b>CINOTECH</b>
	Date	Apr-23	Appendix	F	