

Appendix F - 24-hour TSP Monitoring Results

Location AM1 - Tin Hau Temple

Start Date	Weather	Filter Weight (g)		Particulate	Elapse Time		Sampling	Flow Rate (m ³ /min.)		Av. flow	Total vol.	Conc.
	Condition	Initial	Final	Weight (g)	Initial	Final	Time(hrs.)	Initial	Final	(m ³ /min)	(m ³)	(µg/m ³)
2-Apr-24	Fine	3.3179	3.3558	0.0379	13194.6	13218.6	24.0	1.20	1.20	1.20	1732.3	21.9
8-Apr-24	Sunny	3.3257	3.4021	0.0764	13218.6	13242.6	24.0	1.21	1.21	1.21	1742.3	43.8
13-Apr-24	Fine	3.4013	3.4472	0.0459	13242.6	13266.6	24.0	1.20	1.20	1.20	1733.3	26.5
18-Apr-24	Rainy	3.3340	3.3840	0.0500	13266.6	13290.6	24.0	1.22	1.22	1.22	1751.5	28.5
24-Apr-24	Cloudy	3.3370	3.4196	0.0826	13290.6	13314.6	24.0	1.22	1.22	1.22	1753.7	47.1
29-Apr-24	Cloudy	3.3455	3.5214	0.1759	13314.6	13338.6	24.0	1.22	1.21	1.21	1747.8	100.6
											Min	21.9
											Max	100.6
											Average	44.7

Location AM2 - Sai Tso Wan Recreation Ground

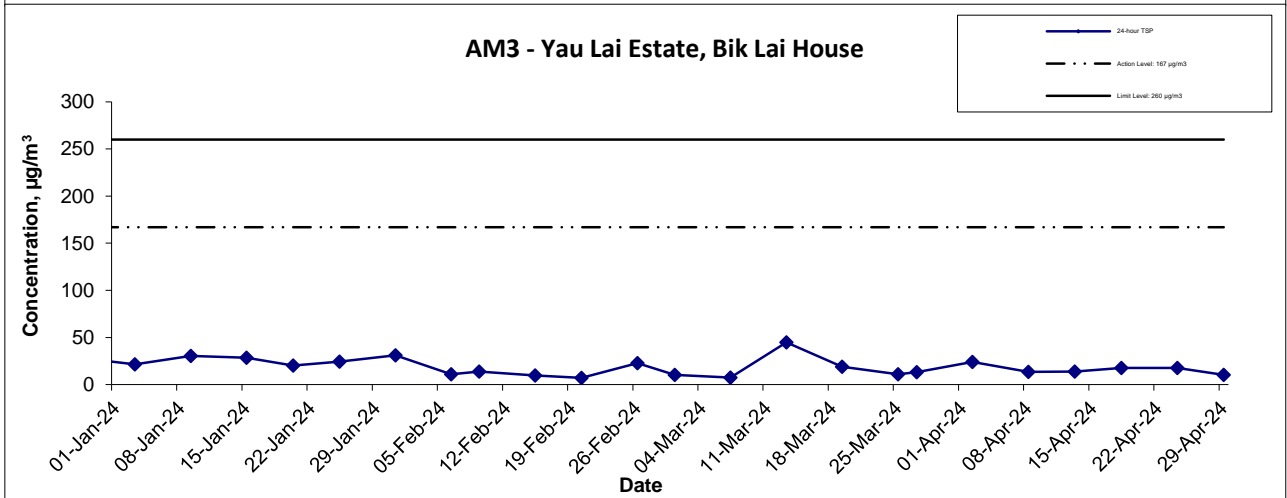
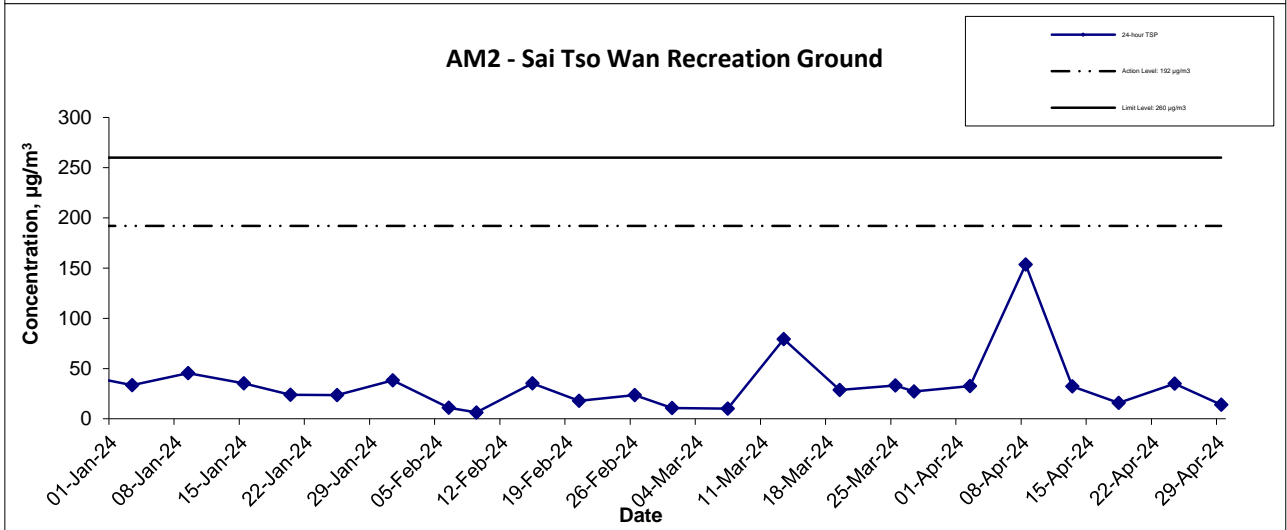
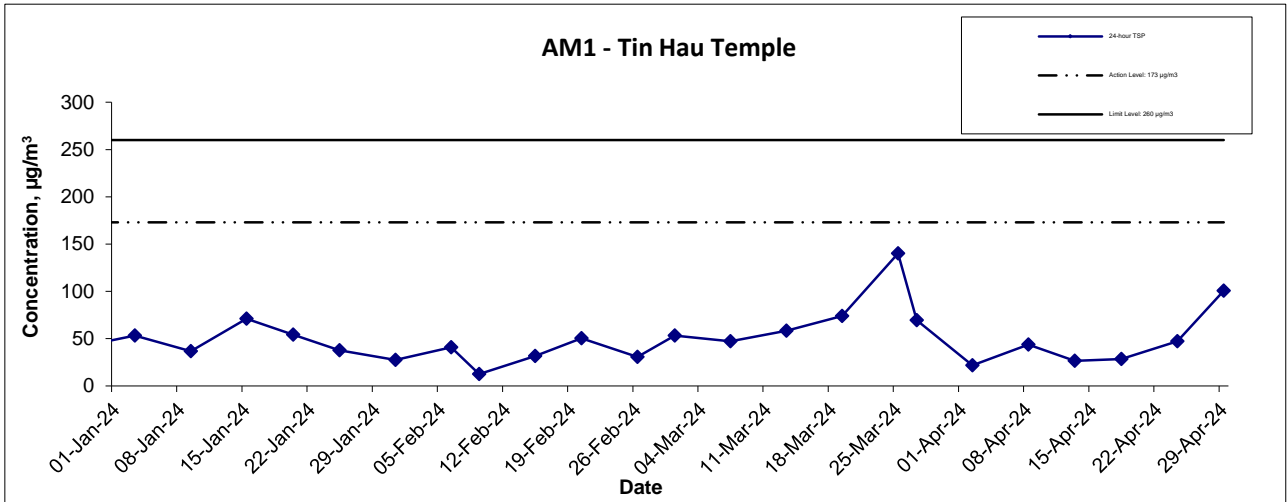
Start Date	Weather	Filter Weight (g)		Particulate	Elapse Time		Sampling	Flow Rate (m ³ /min.)		Av. flow	Total vol.	Conc.
	Condition	Initial	Final	Weight (g)	Initial	Final	Time(hrs.)	Initial	Final	(m ³ /min)	(m ³)	(µg/m ³)
2-Apr-24	Sunny	3.3072	3.3635	0.0563	34311.3	34335.3	24.0	1.20	1.20	1.20	1730.7	32.5
8-Apr-24	Sunny	3.3758	3.6433	0.2675	34335.3	34359.3	24.0	1.21	1.21	1.21	1741.4	153.6
13-Apr-24	Fine	3.3088	3.3644	0.0556	34359.3	34383.3	24.0	1.20	1.20	1.20	1731.8	32.1
18-Apr-24	Fine	3.3348	3.3625	0.0277	34383.3	34407.3	24.0	1.22	1.21	1.22	1750.2	15.8
24-Apr-24	Rainy	3.3469	3.4080	0.0611	34407.3	34431.3	24.0	1.22	1.22	1.22	1752.2	34.9
29-Apr-24	Cloudy	3.3360	3.3606	0.0246	34431.3	34455.3	24.0	1.21	1.21	1.21	1746.7	14.1
											Min	14.1
											Max	153.6
											Average	47.2

Location AM3 - Yau Lai Estate, Bik Lai House

Start Date	Weather	Filter Weight (g)		Particulate	Elapse Time		Sampling	Flow Rate (m ³ /min.)		Av. flow	Total vol.	Conc.
	Condition	Initial	Final	Weight (g)	Initial	Final	Time(hrs.)	Initial	Final	(m ³ /min)	(m ³)	(µg/m ³)
2-Apr-24	Fine	3.3145	3.3560	0.0415	8517.9	8541.9	24.0	1.20	1.20	1.20	1729.4	24.0
8-Apr-24	Sunny	3.3333	3.3565	0.0232	8541.9	8565.9	24.0	1.21	1.21	1.21	1740.5	13.3
13-Apr-24	Sunny	3.3499	3.3739	0.0240	8565.9	8589.9	24.0	1.20	1.20	1.20	1730.5	13.9
18-Apr-24	Fine	3.3459	3.3768	0.0309	8590.1	8614.1	24.0	1.22	1.22	1.22	1753.6	17.6
24-Apr-24	Fine	3.3258	3.3570	0.0312	8614.1	8638.1	24.0	1.22	1.22	1.22	1755.8	17.8
29-Apr-24	Cloudy	3.3692	3.3874	0.0182	8638.1	8662.1	24.0	1.22	1.21	1.22	1749.8	10.4
											Min	10.4
											Max	24.0
											Average	16.2

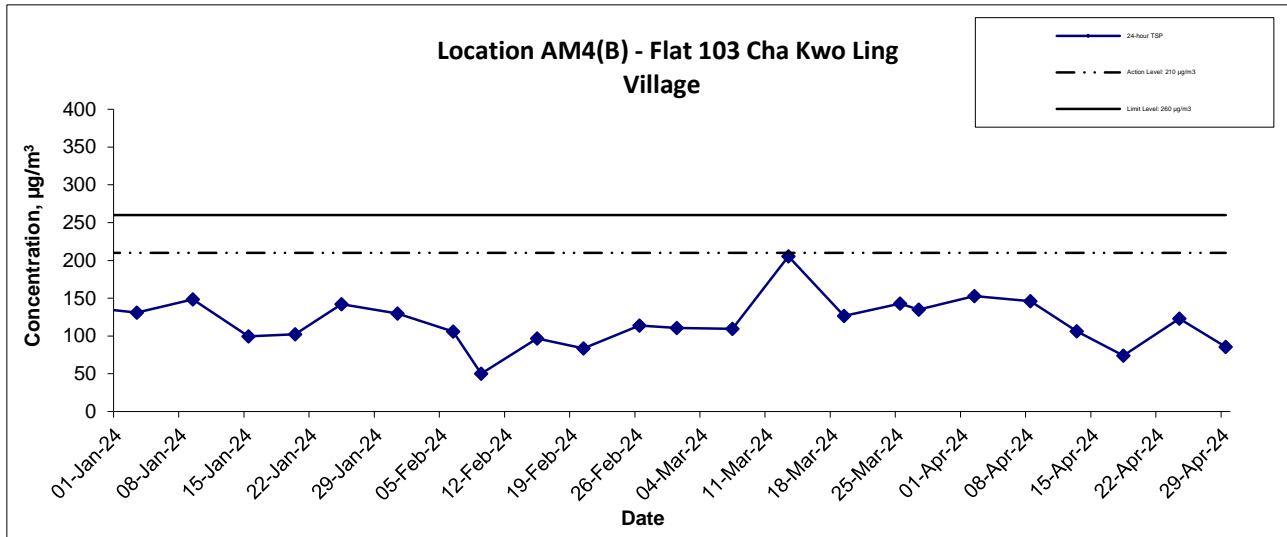
Location AM4(B) - Flat 103 Cha Kwo Ling Village

Start Date	Weather	Filter Weight (g)		Particulate	Elapse Time		Sampling	Flow Rate (m ³ /min.)		Av. flow	Total vol.	Conc.
	Condition	Initial	Final	Weight (g)	Initial	Final	Time(hrs.)	Initial	Final	(m ³ /min)	(m ³)	(µg/m ³)
2-Apr-24	Fine	3.3019	3.5669	0.2650	19966.6	19990.6	24.0	1.21	1.21	1.21	1735.9	152.7
8-Apr-24	Sunny	3.2742	3.5295	0.2553	19990.6	20014.6	24.0	1.21	1.22	1.21	1746.1	146.2
13-Apr-24	Fine	3.3501	3.5349	0.1848	20014.6	20038.6	24.0	1.21	1.21	1.21	1736.9	106.4
18-Apr-24	Rainy	3.3429	3.4713	0.1284	20038.6	20062.6	24.0	1.21	1.20	1.20	1734.9	74.0
24-Apr-24	Fine	3.3372	3.5511	0.2139	20062.6	20086.6	24.0	1.21	1.21	1.21	1736.8	123.2
29-Apr-24	Cloudy	3.3450	3.4929	0.1479	20086.6	20110.6	24.0	1.20	1.20	1.20	1731.7	85.4
											Min	74.0
											Max	152.7
											Average	114.6



Contract No. ED/2018/04 Trunk Road T2 and Infrastructure Works for Developments at the Former South Apron Graphical Presentation of 24-hour TSP Monitoring Results	Scale N.T.S	Project No. MA20003	CINOTECH
	Date Apr-24	Appendix F	

24-hr TSP Concentration Levels



Notes:

- 1) The major activitie(s) being carried out on site during the reporting period is/are presented in Section 1.10
- 2) The weather conditions during the reporting month are presented in Appendix C.
- 3) Other factors which might affect the monitoring results are presented in Section 2.18.

Contract No. ED/2018/04 Trunk Road T2 and Infrastructure Works for Developments at the Former South Apron Graphical Presentation of 24-hour TSP Monitoring Results	Scale N.T.S	Project No. MA20003	CINOTECH
	Date Apr-24	Appendix F	