

APPENDIX E - 1-HOUR TSP MONITORING RESULTS

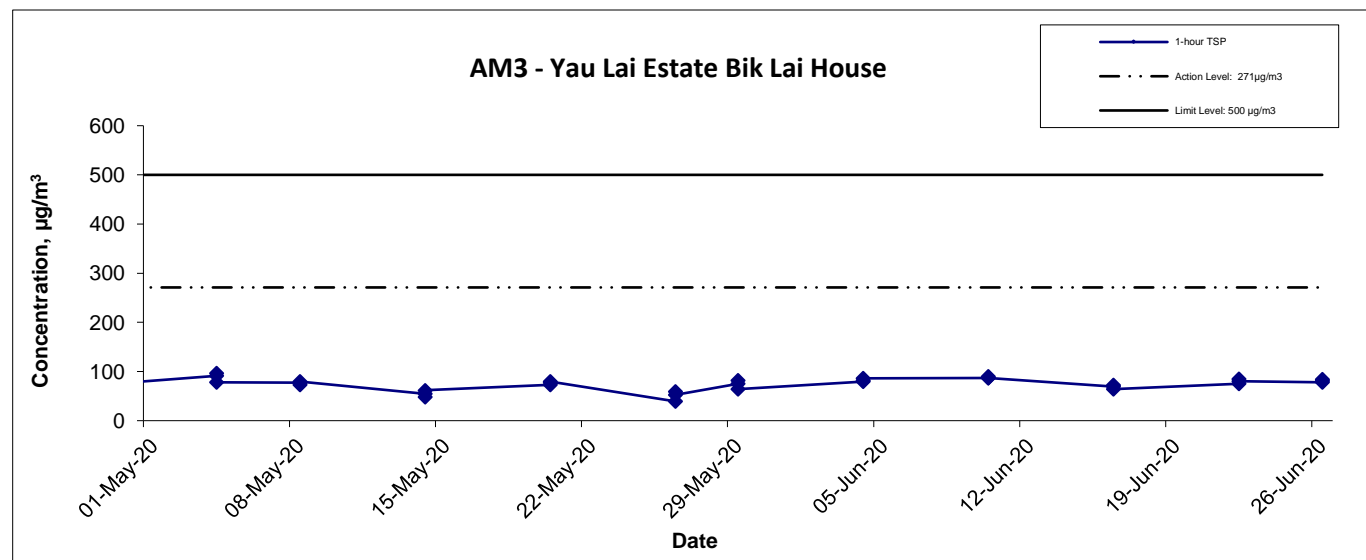
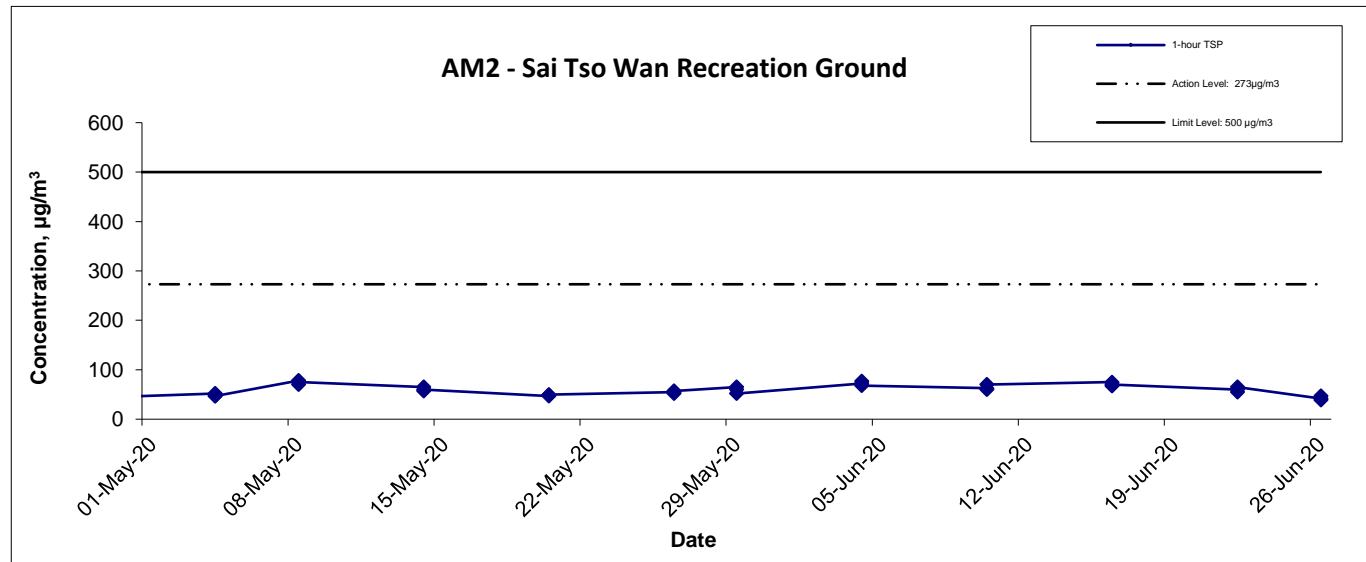
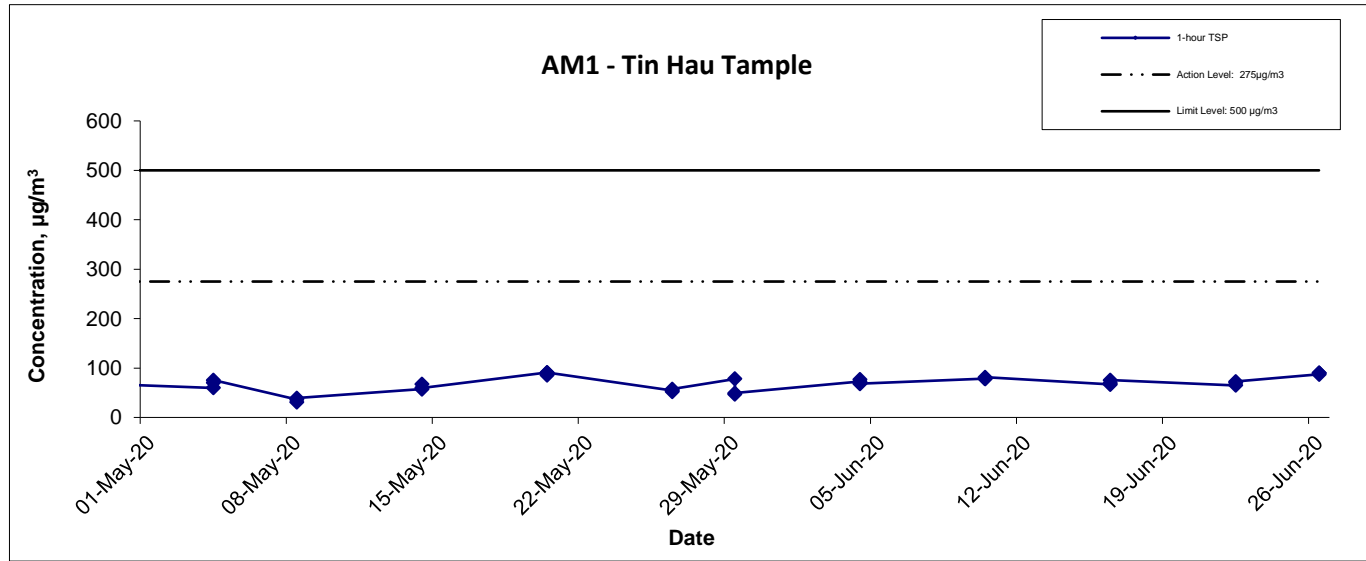
Location AM1 - Tin Hau Temple			
Date	Time	Weather	Particulate Concentration ($\mu\text{g}/\text{m}^3$)
4-Jun-20	9:00	Sunny	72.6
4-Jun-20	10:00	Sunny	77.0
4-Jun-20	11:00	Sunny	68.2
10-Jun-20	9:00	Sunny	78.3
10-Jun-20	10:00	Sunny	78.3
10-Jun-20	11:00	Sunny	81.2
16-Jun-20	16:00	Sunny	66.7
16-Jun-20	17:00	Sunny	69.6
16-Jun-20	18:00	Sunny	75.4
22-Jun-20	9:00	Sunny	65.0
22-Jun-20	10:00	Sunny	70.0
22-Jun-20	11:00	Sunny	72.5
26-Jun-20	9:00	Sunny	87.0
26-Jun-20	10:00	Sunny	89.9
26-Jun-20	11:00	Sunny	89.9
Average			76.1
Maximum			89.9
Minimum			65.0


Location AM2 - Sai Tso Wan Recreation Ground			
Date	Time	Weather	Particulate Concentration ($\mu\text{g}/\text{m}^3$)
4-Jun-20	13:00	Sunny	72.6
4-Jun-20	14:00	Sunny	77.0
4-Jun-20	15:00	Sunny	68.2
10-Jun-20	9:00	Sunny	62.5
10-Jun-20	10:00	Sunny	60.0
10-Jun-20	11:00	Sunny	70.0
16-Jun-20	9:00	Sunny	75.0
16-Jun-20	10:00	Sunny	67.5
16-Jun-20	11:00	Sunny	70.0
22-Jun-20	16:00	Sunny	60.0
22-Jun-20	17:00	Sunny	55.0
22-Jun-20	18:00	Sunny	65.0
26-Jun-20	9:00	Sunny	41.6
26-Jun-20	10:00	Sunny	39.0
26-Jun-20	11:00	Sunny	46.8
Average			62.0
Maximum			77.0
Minimum			39.0

Location AM3 - Yau Lai Estate Bik Lai House			
Date	Time	Weather	Particulate Concentration ($\mu\text{g}/\text{m}^3$)
4-Jun-20	16:00	Sunny	79.2
4-Jun-20	17:00	Sunny	81.4
4-Jun-20	18:00	Sunny	85.8
10-Jun-20	16:00	Sunny	87.0
10-Jun-20	17:00	Sunny	89.9
10-Jun-20	18:00	Sunny	87.0
16-Jun-20	9:00	Sunny	69.6
16-Jun-20	10:00	Sunny	72.5
16-Jun-20	11:00	Sunny	63.8
22-Jun-20	13:00	Sunny	75.0
22-Jun-20	14:00	Sunny	85.0
22-Jun-20	15:00	Sunny	80.0
26-Jun-20	16:00	Sunny	78.3
26-Jun-20	17:00	Sunny	81.2
26-Jun-20	18:00	Sunny	84.1
Average			80.0
Maximum			89.9
Minimum			63.8

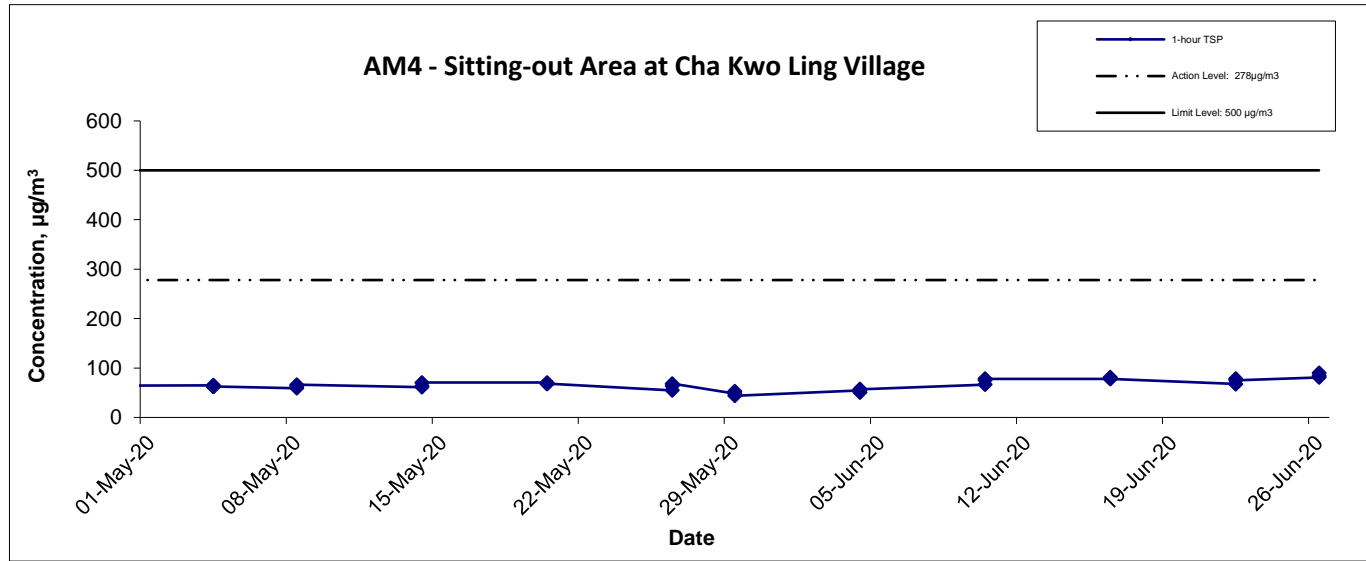
Location AM4 - Sitting-out Area at Cha Kwo Ling Village			
Date	Time	Weather	Particulate Concentration ($\mu\text{g}/\text{m}^3$)
4-Jun-20	13:00	Sunny	55.0
4-Jun-20	14:00	Sunny	50.6
4-Jun-20	15:00	Sunny	57.2
10-Jun-20	9:00	Sunny	66.7
10-Jun-20	10:00	Sunny	75.4
10-Jun-20	11:00	Sunny	78.3
16-Jun-20	13:00	Sunny	78.3
16-Jun-20	14:00	Sunny	81.2
16-Jun-20	15:00	Sunny	78.3
22-Jun-20	16:00	Sunny	67.6
22-Jun-20	17:00	Sunny	78.0
22-Jun-20	18:00	Sunny	75.4
26-Jun-20	13:00	Sunny	81.2
26-Jun-20	14:00	Sunny	84.1
26-Jun-20	15:00	Sunny	89.9
Average			73.1
Maximum			89.9
Minimum			50.6

1-hr TSP Concentration Levels



Contract No. ED/2018/04 Trunk Road T2 and Infrastructure Works for Developments at the Former South Apron Graphical Presentation of 1-hour TSP Monitoring Results	Scale	Project No.	
	Date	Appendix	
	N.T.S	MA20003	
	Jun-20	E	

1-hr TSP Concentration Levels



Notes:

1. The major activitie(s) being carried out on site during the reporting period is/are presented in Section 1.10
2. The weather conditions during the reporting month are presented in Appendix C.
3. Other factors which might affect the monitoring results are presented in Section 2.17.

Contract No. ED/2018/04 Trunk Road T2 and Infrastructure Works for Developments at the Former South Apron Graphical Presentation of 1-hour TSP Monitoring Results	Scale	Project	CINOTECH
	Date	Appendix	
	N.T.S	No. MA20003	
	Jun-20	E	