

Appendix F - 24-hour TSP Monitoring Results

Location AM1 - Tin Hau Temple

Start Date	Weather	Filter Weight (g)		Particulate	Elapse Time		Sampling	Flow Rate (m ³ /min.)		Av. flow	Total vol.	Conc.
	Condition	Initial	Final	Weight (g)	Initial	Final	Time(hrs.)	Initial	Final	(m ³ /min)	(m ³)	(µg/m ³)
3-Jul-23	Sunny	3.3537	3.4703	0.1166	11994.6	12018.6	24.0	1.22	1.22	1.22	1761.4	66.2
8-Jul-23	Sunny	3.3458	3.3885	0.0427	12018.6	12042.6	24.0	1.22	1.22	1.22	1759.2	24.3
13-Jul-23	Sunny	3.3711	3.4584	0.0873	12042.6	12066.6	24.0	1.22	1.22	1.22	1754.6	49.8
19-Jul-23	Sunny	3.3253	3.3775	0.0522	12066.6	12090.6	24.0	1.22	1.22	1.22	1760.8	29.6
25-Jul-23	Sunny	3.3292	3.4337	0.1045	12090.6	12114.6	24.0	1.22	1.22	1.22	1753.1	59.6
31-Jul-23	Sunny	3.3139	3.4029	0.0890	12114.6	12138.6	24.0	1.22	1.22	1.22	1758.9	50.6
											Min	24.3
											Max	66.2
											Average	46.7

Location AM2 - Sai Tso Wan Recreation Ground

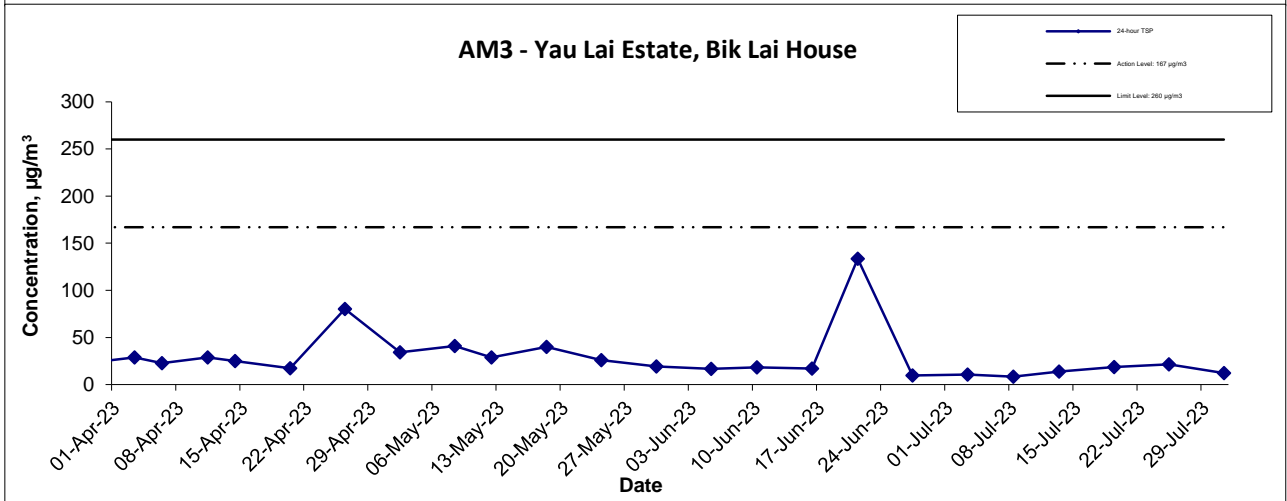
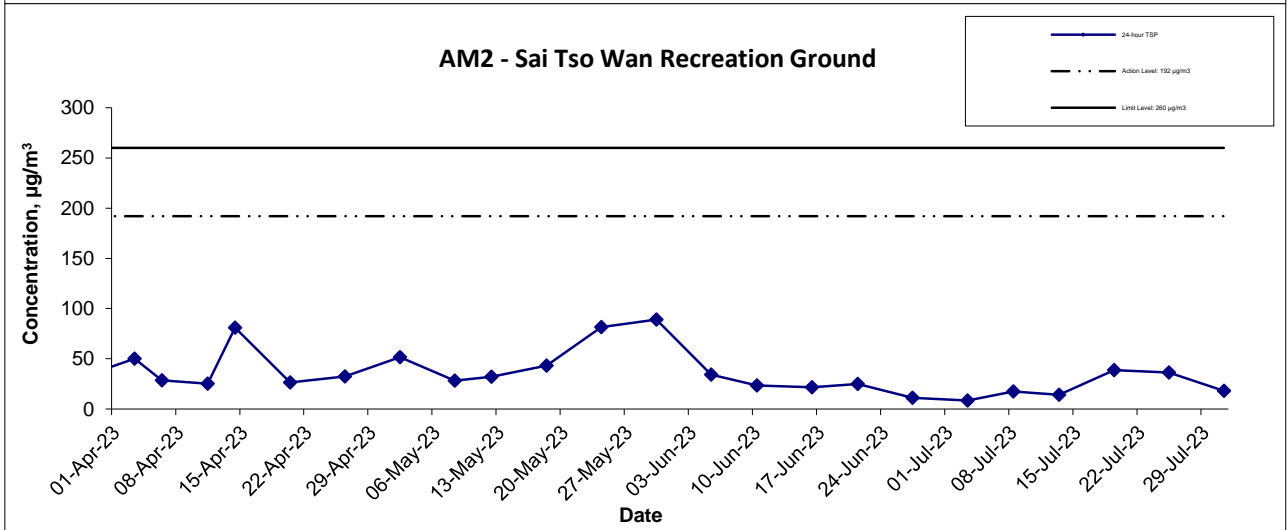
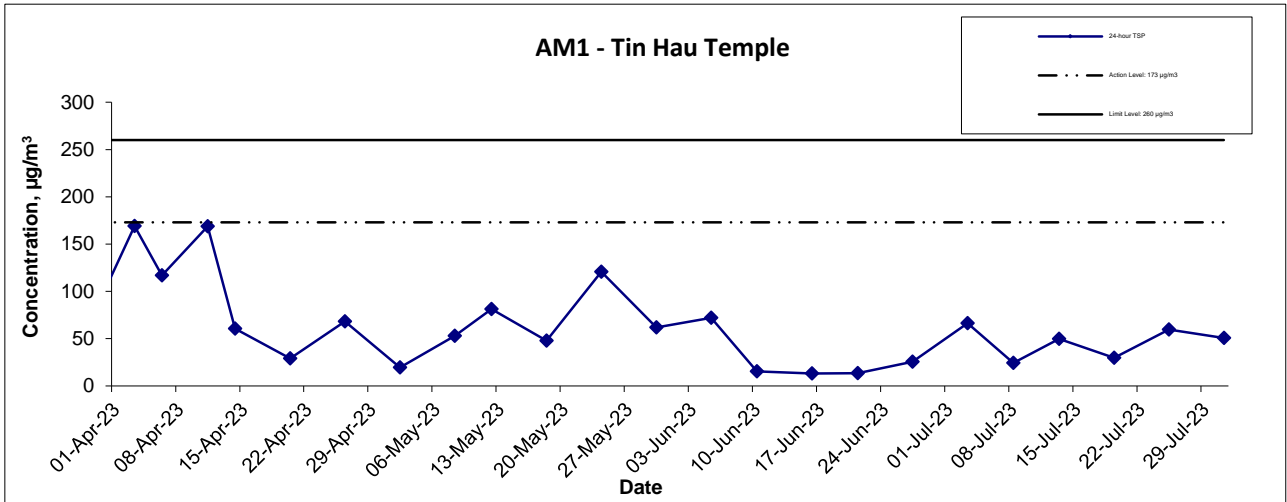
Start Date	Weather	Filter Weight (g)		Particulate	Elapse Time		Sampling	Flow Rate (m ³ /min.)		Av. flow	Total vol.	Conc.
	Condition	Initial	Final	Weight (g)	Initial	Final	Time(hrs.)	Initial	Final	(m ³ /min)	(m ³)	(µg/m ³)
3-Jul-23	Fine	3.3160	3.3311	0.0151	33064.7	33088.7	24.0	1.22	1.22	1.22	1760.9	8.6
8-Jul-23	Sunny	3.3565	3.3870	0.0305	33088.7	33112.7	24.0	1.22	1.22	1.22	1758.5	17.3
13-Jul-23	Sunny	3.3317	3.3563	0.0246	33112.7	33136.7	24.0	1.22	1.22	1.22	1753.3	14.0
19-Jul-23	Sunny	3.2941	3.3623	0.0682	33136.7	33160.7	24.0	1.22	1.22	1.22	1760.2	38.7
25-Jul-23	Fine	3.3527	3.4163	0.0636	33160.7	33184.7	24.0	1.22	1.21	1.22	1751.7	36.3
31-Jul-23	Sunny	3.3431	3.3749	0.0318	33184.7	33208.7	24.0	1.22	1.22	1.22	1758.1	18.1
											Min	8.6
											Max	38.7
											Average	22.2

Location AM3 - Yau Lai Estate, Bik Lai House

Start Date	Weather	Filter Weight (g)		Particulate	Elapse Time		Sampling	Flow Rate (m ³ /min.)		Av. flow	Total vol.	Conc.
	Condition	Initial	Final	Weight (g)	Initial	Final	Time(hrs.)	Initial	Final	(m ³ /min)	(m ³)	(µg/m ³)
3-Jul-23	Fine	3.3640	3.3828	0.0188	7317.7	7341.7	24.0	1.22	1.22	1.22	1760.7	10.7
8-Jul-23	Sunny	3.2818	3.2963	0.0145	7341.7	7365.7	24.0	1.22	1.22	1.22	1758.2	8.2
13-Jul-23	Sunny	3.3621	3.3862	0.0241	7365.7	7389.7	24.0	1.22	1.22	1.22	1752.8	13.7
19-Jul-23	Sunny	3.3390	3.3717	0.0327	7389.7	7413.7	24.0	1.22	1.22	1.22	1760.7	18.6
25-Jul-23	Sunny	3.3181	3.3555	0.0374	7413.7	7437.7	24.0	1.22	1.21	1.22	1751.1	21.4
31-Jul-23	Sunny	3.3271	3.3486	0.0215	7437.7	7461.7	24.0	1.22	1.22	1.22	1757.8	12.2
											Min	8.2
											Max	21.4
											Average	14.1

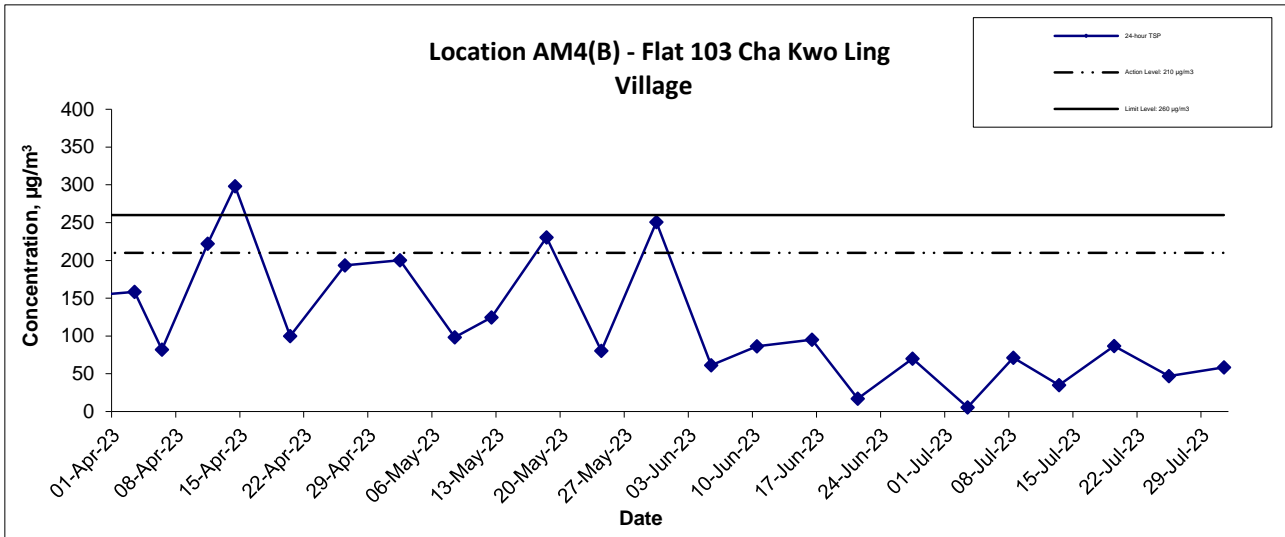
Location AM4(B) - Flat 103 Cha Kwo Ling Village

Start Date	Weather	Filter Weight (g)		Particulate	Elapse Time		Sampling	Flow Rate (m ³ /min.)		Av. flow	Total vol.	Conc.
	Condition	Initial	Final	Weight (g)	Initial	Final	Time(hrs.)	Initial	Final	(m ³ /min)	(m ³)	(µg/m ³)
3-Jul-23	Sunny	3.3270	3.3366	0.0096	18744.6	18768.6	24.0	1.19	1.19	1.19	1714.7	5.6
8-Jul-23	Sunny	3.3836	3.5080	0.1244	18768.6	18792.6	24.0	1.22	1.22	1.22	1750.5	71.1
13-Jul-23	Sunny	3.3399	3.4011	0.0612	18792.6	18816.6	24.0	1.21	1.21	1.21	1745.9	35.1
19-Jul-23	Fine	3.3517	3.5037	0.1520	18816.6	18840.6	24.0	1.22	1.22	1.22	1752.1	86.8
25-Jul-23	Sunny	3.3300	3.4120	0.0820	18861.1	18885.1	24.0	1.21	1.21	1.21	1744.4	47.0
31-Jul-23	Sunny	3.3343	3.4368	0.1025	18885.1	18909.1	24.0	1.22	1.21	1.22	1750.2	58.6
											Min	5.6
											Max	86.8
											Average	50.7



Contract No. ED/2018/04 Trunk Road T2 and Infrastructure Works for Developments at the Former South Apron	Scale N.T.S	Project No. MA20003	CINOTECH
Graphical Presentation of 24-hour TSP Monitoring Results	Date Jul-23	Appendix F	

24-hr TSP Concentration Levels



Notes:

- 1) The major activitie(s) being carried out on site during the reporting period is/are presented in Section 1.10
- 2) The weather conditions during the reporting month are presented in Appendix C.
- 3) Other factors which might affect the monitoring results are presented in Section 2.18.

Contract No. ED/2018/04 Trunk Road T2 and Infrastructure Works for Developments at the Former South Apron Graphical Presentation of 24-hour TSP Monitoring Results	Scale N.T.S	Project No. MA20003	
	Date Jul-23	Appendix F	