

Appendix E - 1-hour TSP Monitoring Results

Location AM1 - Tin Hau Temple			
Date	Time	Weather	Particulate Concentration ($\mu\text{g}/\text{m}^3$)
1-Aug-23	10:00	Sunny	46.0
1-Aug-23	11:00	Sunny	64.0
1-Aug-23	12:00	Sunny	60.0
7-Aug-23	11:00	Fine	47.5
7-Aug-23	12:00	Fine	41.8
7-Aug-23	13:00	Fine	39.9
11-Aug-23	9:16	Cloudy	36.1
11-Aug-23	10:16	Cloudy	19.0
11-Aug-23	11:16	Cloudy	30.4
17-Aug-23	12:15	Cloudy	23.4
17-Aug-23	13:15	Cloudy	82.8
17-Aug-23	14:15	Cloudy	73.8
23-Aug-23	9:25	Sunny	129.2
23-Aug-23	10:25	Sunny	57.0
23-Aug-23	11:25	Sunny	9.5
29-Aug-23	12:02	Sunny	38.0
29-Aug-23	13:02	Sunny	53.2
29-Aug-23	14:02	Sunny	43.7
		Average	49.7
		Maximum	129.2
		Minimum	9.5

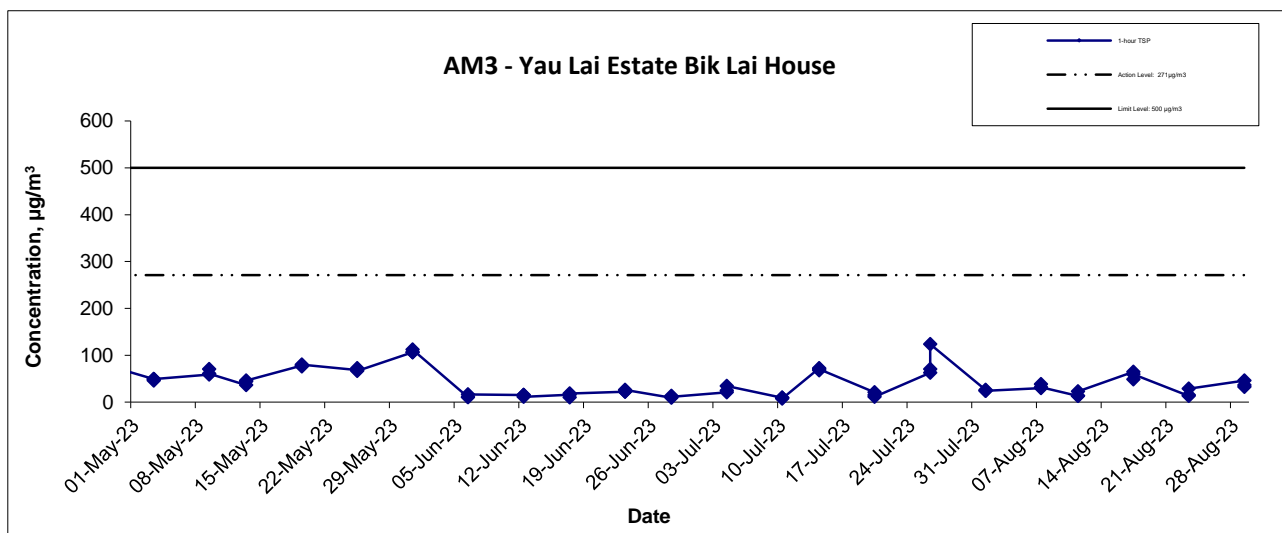
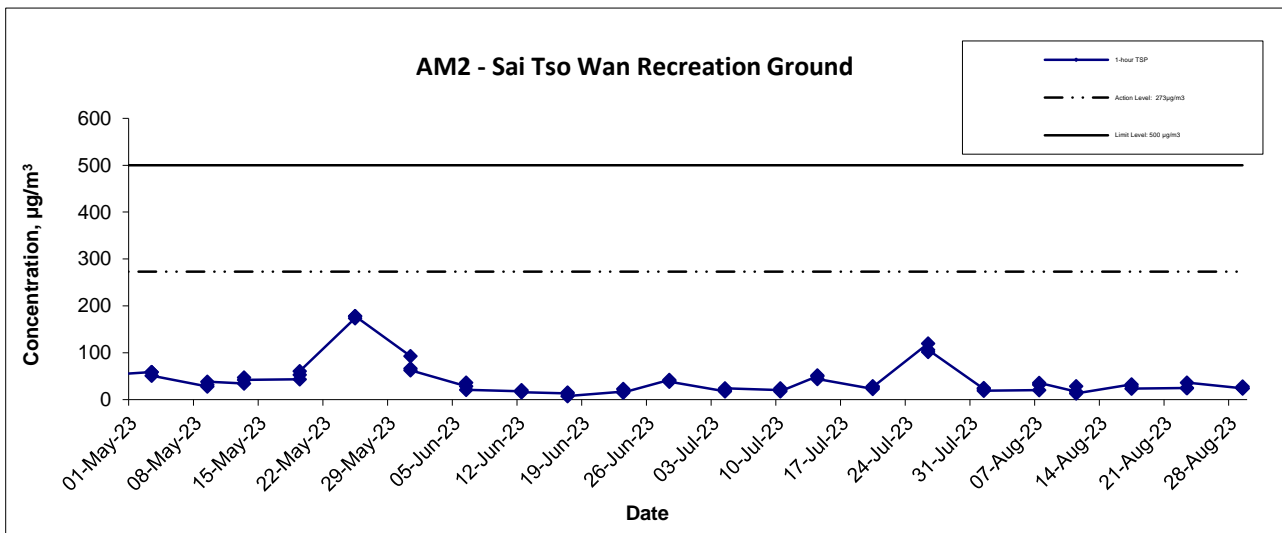
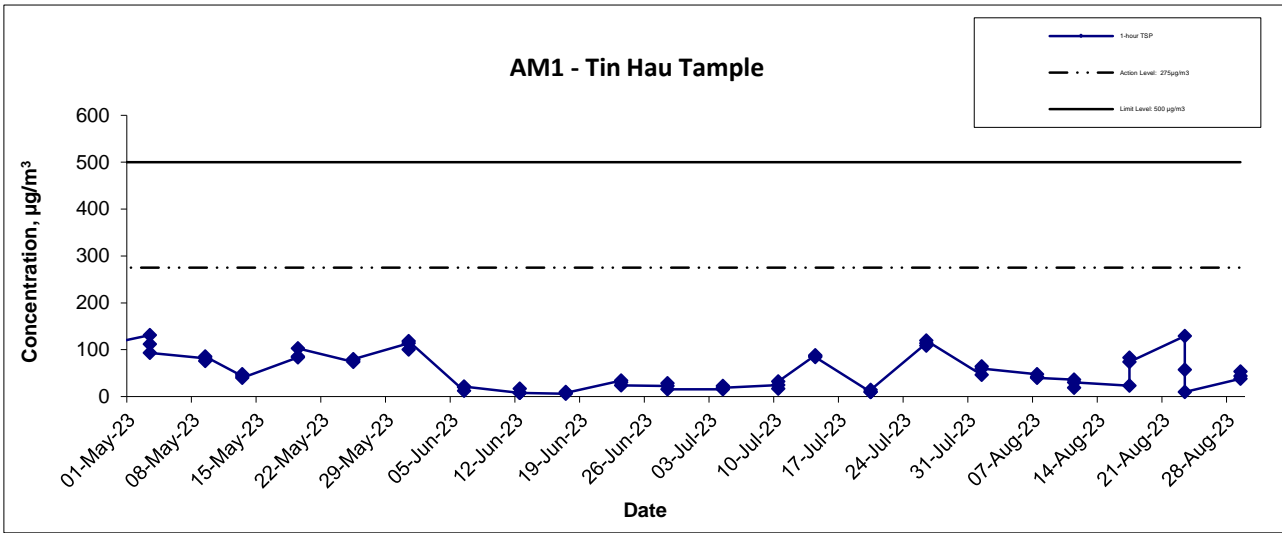
Location AM2 - Sai Tso Wan Recreation Ground			
Date	Time	Weather	<i>Particulate Concentration ($\mu\text{g}/\text{m}^3$)</i>
1-Aug-23	9:00	Sunny	22.8
1-Aug-23	10:00	Sunny	24.7
1-Aug-23	11:00	Sunny	19.0
7-Aug-23	9:00	Rainy	20.0
7-Aug-23	10:00	Rainy	32.0
7-Aug-23	11:00	Rainy	36.0
11-Aug-23	12:19	Cloudy	17.1
11-Aug-23	13:19	Cloudy	28.5
11-Aug-23	14:19	Cloudy	13.3
17-Aug-23	16:00	Cloudy	32.4
17-Aug-23	17:00	Cloudy	28.8
17-Aug-23	18:00	Cloudy	23.4
23-Aug-23	10:00	Sunny	24.7
23-Aug-23	11:00	Sunny	24.7
23-Aug-23	12:00	Sunny	36.1
29-Aug-23	9:06	Cloudy	24.0
29-Aug-23	10:06	Cloudy	24.0
29-Aug-23	11:06	Cloudy	28.0
		Average	25.5
		Maximum	36.1
		Minimum	13.3

Appendix E - 1-hour TSP Monitoring Results

Location AM3 - Yau Lai Estate Bik Lai House			
Date	Time	Weather	Particulate Concentration ($\mu\text{g}/\text{m}^3$)
1-Aug-23	12:00	Sunny	26.0
1-Aug-23	13:00	Sunny	24.0
1-Aug-23	14:00	Sunny	24.0
7-Aug-23	10:32	Sunny	30.0
7-Aug-23	11:32	Sunny	38.0
7-Aug-23	12:32	Sunny	32.0
11-Aug-23	15:30	Cloudy	13.3
11-Aug-23	16:30	Cloudy	13.3
11-Aug-23	17:30	Cloudy	22.8
17-Aug-23	15:50	Cloudy	64.8
17-Aug-23	16:50	Cloudy	48.6
17-Aug-23	17:50	Cloudy	59.4
23-Aug-23	12:50	Sunny	13.3
23-Aug-23	13:50	Sunny	15.2
23-Aug-23	14:50	Sunny	28.5
29-Aug-23	13:09	Sunny	45.6
29-Aug-23	14:09	Sunny	32.3
29-Aug-23	15:09	Sunny	36.1
		Average	31.5
		Maximum	64.8
		Minimum	13.3

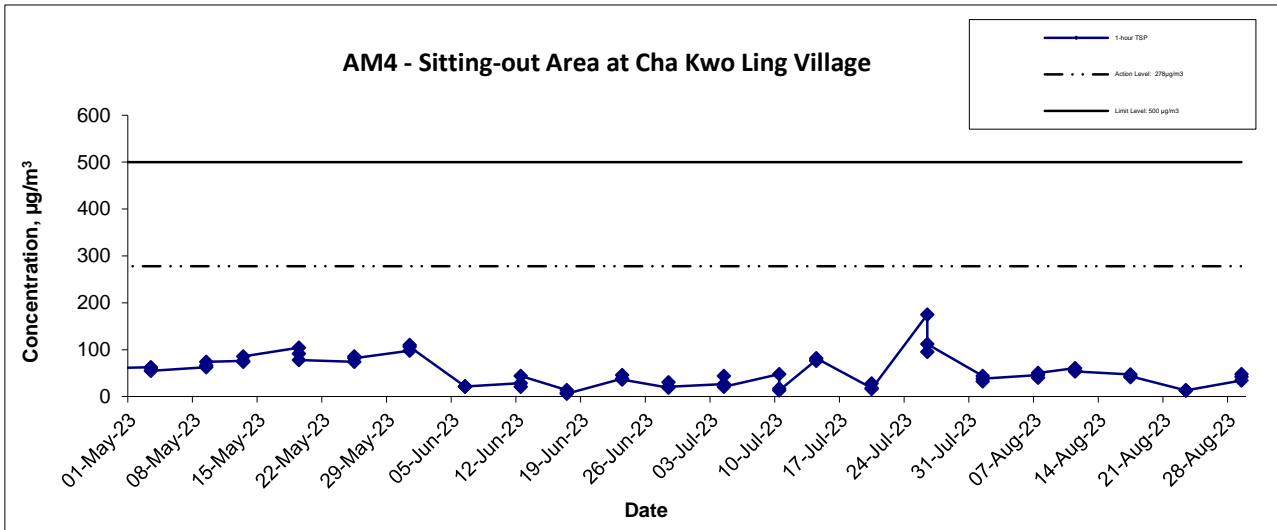
Location AM4 - Sitting-out Area at Cha Kwo Ling Village			
Date	Time	Weather	Particulate Concentration ($\mu\text{g}/\text{m}^3$)
1-Aug-23	9:00	Sunny	44.0
1-Aug-23	10:00	Sunny	32.0
1-Aug-23	11:00	Sunny	38.0
7-Aug-23	13:45	Sunny	46.0
7-Aug-23	14:45	Sunny	40.0
7-Aug-23	15:45	Sunny	50.0
11-Aug-23	9:30	Cloudy	60.8
11-Aug-23	10:30	Cloudy	55.1
11-Aug-23	11:30	Cloudy	53.2
17-Aug-23	9:30	Cloudy	46.8
17-Aug-23	10:30	Cloudy	41.4
17-Aug-23	11:30	Cloudy	43.2
23-Aug-23	15:55	Sunny	13.3
23-Aug-23	16:55	Sunny	13.3
23-Aug-23	17:55	Sunny	13.3
29-Aug-23	15:07	Sunny	34.2
29-Aug-23	16:07	Sunny	47.5
29-Aug-23	17:07	Sunny	41.8
		Average	39.7
		Maximum	60.8
		Minimum	13.3

1-hr TSP Concentration Levels



Contract No. ED/2018/04 Trunk Road T2 and Infrastructure Works for Developments at the Former South Apron Graphical Presentation of 1-hour TSP Monitoring Results	Scale	Project No.	
	Date	Appendix	
	N.T.S	MA20003	
	Aug-23	E	

1-hr TSP Concentration Levels



Notes:

1. The major activitie(s) being carried out on site during the reporting period is/are presented in Section 1.10
2. The weather conditions during the reporting month are presented in Appendix C.
3. Other factors which might affect the monitoring results are presented in Section 2.18.

Contract No. ED/2018/04 Trunk Road T2 and Infrastructure Works for Developments at the Former South Apron Graphical Presentation of 1-hour TSP Monitoring Results	Scale N.T.S	Project No. MA20003	
	Date Aug-23	Appendix E	