

Appendix F - 24-hour TSP Monitoring Results

Location AM1 - Tin Hau Temple

Start Date	Weather	Filter Weight (g)		Particulate	Elapse Time		Sampling	Flow Rate (m ³ /min.)		Av. flow	Total vol.	Conc.
	Condition	Initial	Final	Weight (g)	Initial	Final	Time(hrs.)	Initial	Final	(m ³ /min)	(m ³)	(µg/m ³)
3-Oct-24	Sunny	2.7878	2.8857	0.0979	13986.6	14010.6	24.0	1.23	1.23	1.23	1765.9	55.4
8-Oct-24	Cloudy	2.8226	2.9232	0.1006	14010.6	14034.6	24.0	1.22	1.23	1.23	1764.2	57.0
14-Oct-24	Fine	2.8048	2.9049	0.1001	14034.6	14058.6	24.0	1.22	1.22	1.22	1762.2	56.8
19-Oct-24	Sunny	2.9463	3.0441	0.0978	14058.6	14082.6	24.0	1.21	1.22	1.22	1751.7	55.8
25-Oct-24	Sunny	2.7750	2.8704	0.0953	14082.6	14106.6	24.0	1.22	1.22	1.22	1751.0	54.4
31-Oct-24	Sunny	2.9352	3.0093	0.0741	14106.6	14130.6	24.0	1.21	1.22	1.22	1750.3	42.3
											Min	42.3
											Max	57.0
											Average	53.6

Location AM2 - Sai Tso Wan Recreation Ground

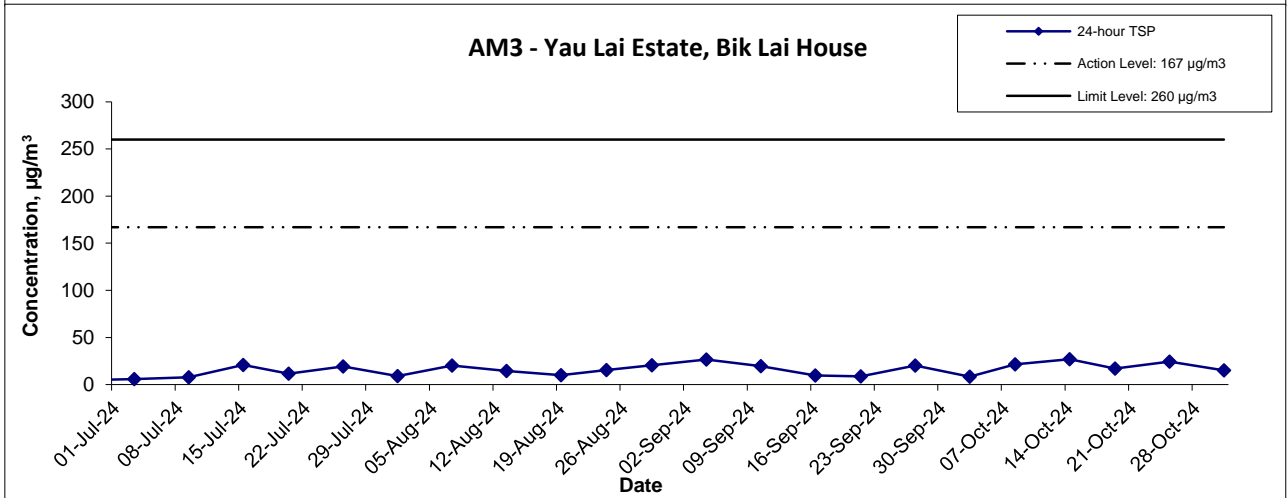
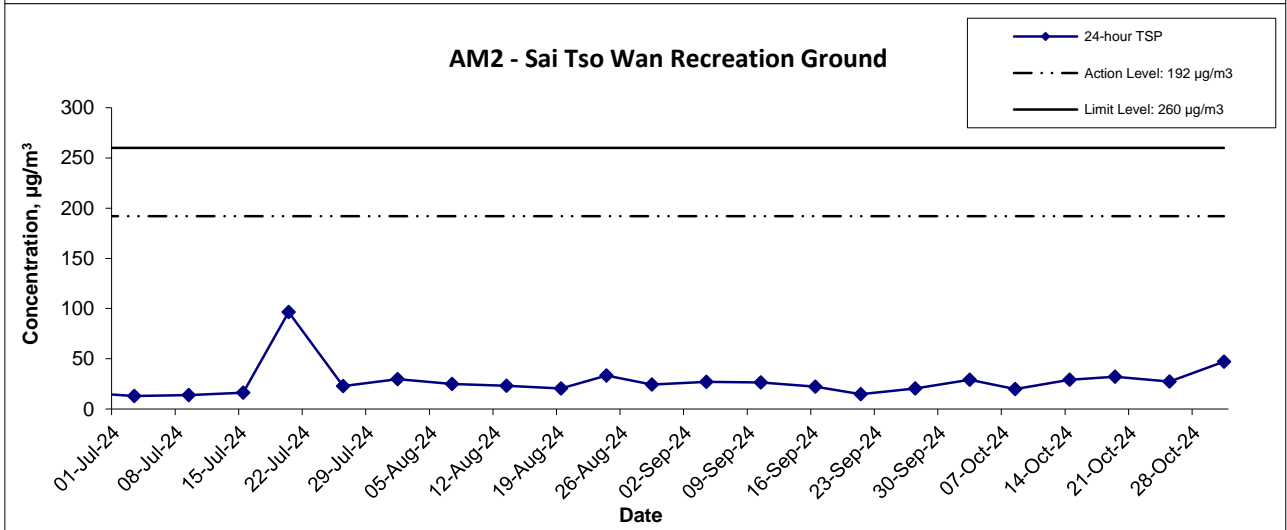
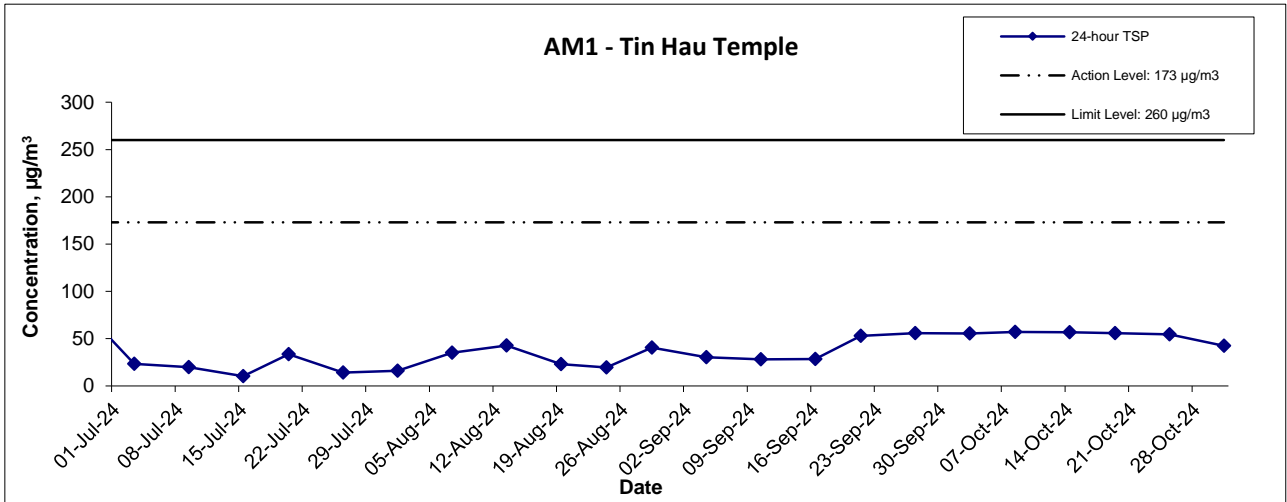
Start Date	Weather	Filter Weight (g)		Particulate	Elapse Time		Sampling	Flow Rate (m ³ /min.)		Av. flow	Total vol.	Conc.
	Condition	Initial	Final	Weight (g)	Initial	Final	Time(hrs.)	Initial	Final	(m ³ /min)	(m ³)	(µg/m ³)
3-Oct-24	Sunny	2.8363	2.8878	0.0514	35103.4	35127.4	24.0	1.23	1.22	1.22	1763.5	29.2
8-Oct-24	Cloudy	2.8364	2.8712	0.0348	35127.4	35151.4	24.0	1.22	1.22	1.22	1761.7	19.8
14-Oct-24	Fine	2.7917	2.8430	0.0514	35151.4	35175.4	24.0	1.22	1.22	1.22	1759.6	29.2
19-Oct-24	Sunny	2.7805	2.8367	0.0562	35175.4	35199.4	24.0	1.22	1.22	1.22	1753.0	32.0
25-Oct-24	Sunny	2.9311	2.9790	0.0478	35199.4	35223.4	24.0	1.22	1.22	1.22	1752.9	27.3
31-Oct-24	Sunny	2.7556	2.8381	0.0825	35223.4	35247.4	24.0	1.22	1.22	1.22	1751.5	47.1
											Min	19.8
											Max	47.1
											Average	30.8

Location AM3 - Yau Lai Estate, Bik Lai House

Start Date	Weather	Filter Weight (g)		Particulate	Elapse Time		Sampling	Flow Rate (m ³ /min.)		Av. flow	Total vol.	Conc.
	Condition	Initial	Final	Weight (g)	Initial	Final	Time(hrs.)	Initial	Final	(m ³ /min)	(m ³)	(µg/m ³)
3-Oct-24	Sunny	2.8174	2.8319	0.0145	9349.1	9373.1	24.0	1.23	1.22	1.23	1764.4	8.2
8-Oct-24	Sunny	3.3341	3.3719	0.0378	9373.1	9397.1	24.0	1.22	1.23	1.22	1762.4	21.5
14-Oct-24	Sunny	2.8083	2.8554	0.0471	9397.1	9421.1	24.0	1.22	1.22	1.22	1760.2	26.7
19-Oct-24	Sunny	2.8019	2.8319	0.0300	9421.1	9445.1	24.0	1.21	1.22	1.22	1751.9	17.1
25-Oct-24	Sunny	2.9397	2.9824	0.0427	9445.1	9469.1	24.0	1.22	1.22	1.22	1751.1	24.4
31-Oct-24	Sunny	2.9495	2.9759	0.0264	9493.1	9517.1	24.0	1.21	1.22	1.22	1751.1	15.1
											Min	8.2
											Max	26.7
											Average	18.8

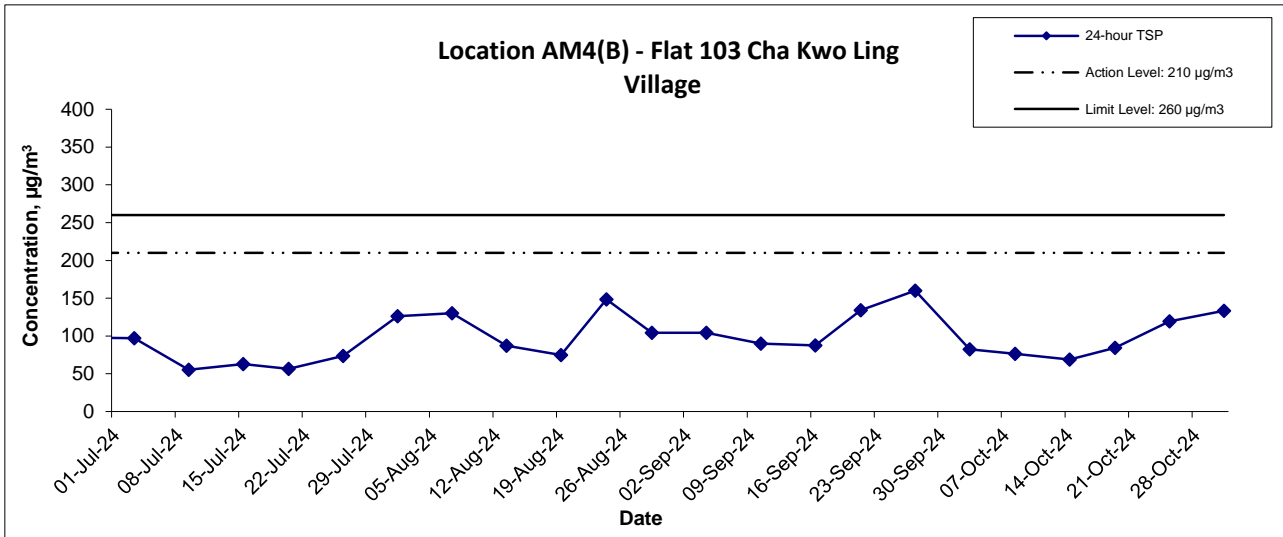
Location AM4(B) - Flat 103 Cha Kwo Ling Village

Start Date	Weather	Filter Weight (g)		Particulate	Elapse Time		Sampling	Flow Rate (m ³ /min.)		Av. flow	Total vol.	Conc.
	Condition	Initial	Final	Weight (g)	Initial	Final	Time(hrs.)	Initial	Final	(m ³ /min)	(m ³)	(µg/m ³)
3-Oct-24	Sunny	2.8076	2.9535	0.1459	20831.8	20855.8	24.0	1.23	1.23	1.23	1769.2	82.5
8-Oct-24	Sunny	2.7981	2.9332	0.1351	20855.8	20879.8	24.0	1.23	1.23	1.23	1767.5	76.4
14-Oct-24	Sunny	2.8036	2.9254	0.1218	20882.0	20906.0	24.0	1.23	1.23	1.23	1765.5	69.0
19-Oct-24	Sunny	2.7941	2.9433	0.1491	20906.0	20930.0	24.0	1.22	1.23	1.23	1765.5	84.5
25-Oct-24	Sunny	2.8244	3.0351	0.2107	20930.0	20954.0	24.0	1.23	1.23	1.23	1764.8	119.4
31-Oct-24	Sunny	2.8342	3.0695	0.2353	20954.0	20978.0	24.0	1.22	1.23	1.23	1764.1	133.4
											Min	69.0
											Max	133.4
											Average	94.2



Contract No. ED/2018/04 Trunk Road T2 and Infrastructure Works for Developments at the Former South Apron Graphical Presentation of 24-hour TSP Monitoring Results	Scale N.T.S	Project No. MA20003	CINOTECH
	Date Oct-24	Appendix F	

24-hr TSP Concentration Levels



Notes:

- 1) The major activitie(s) being carried out on site during the reporting period is/are presented in Section 1.10
- 2) The weather conditions during the reporting month are presented in Appendix C.
- 3) Other factors which might affect the monitoring results are presented in Section 2.18.

Contract No. ED/2018/04 Trunk Road T2 and Infrastructure Works for Developments at the Former South Apron Graphical Presentation of 24-hour TSP Monitoring Results	Scale	N.T.S	Project No.	MA20003	CINOTECH
	Date	Oct-24	Appendix	F	