

Appendix F - 24-hour TSP Monitoring Results

Location AM1 - Tin Hau Temple

Start Date	Weather	Filter Weight (g)		Particulate	Elapse Time		Sampling	Flow Rate (m ³ /min.)		Av. flow	Total vol.	Conc.
	Condition	Initial	Final	Weight (g)	Initial	Final	Time(hrs.)	Initial	Final	(m ³ /min)	(m ³)	(µg/m ³)
1-Nov-23	Sunny	3.3341	3.4552	0.1211	12522.6	12546.6	24.0	1.22	1.22	1.22	1751.7	69.1
7-Nov-23	Sunny	3.3324	3.4100	0.0776	12546.6	12570.6	24.0	1.22	1.22	1.22	1752.0	44.3
13-Nov-23	Sunny	3.3436	3.4586	0.1150	12570.6	12594.6	24.0	1.23	1.23	1.23	1766.9	65.1
18-Nov-23	Sunny	3.3625	3.4391	0.0766	12594.6	12618.6	24.0	1.23	1.23	1.23	1769.9	43.3
23-Nov-23	Sunny	3.3773	3.4106	0.0333	12618.6	12642.6	24.0	1.22	1.22	1.22	1759.7	18.9
29-Nov-23	Sunny	3.3492	3.4195	0.0703	12642.6	12666.6	24.0	1.22	1.22	1.22	1759.9	39.9
											Min	18.9
											Max	69.1
											Average	46.8

Location AM2 - Sai Tso Wan Recreation Ground

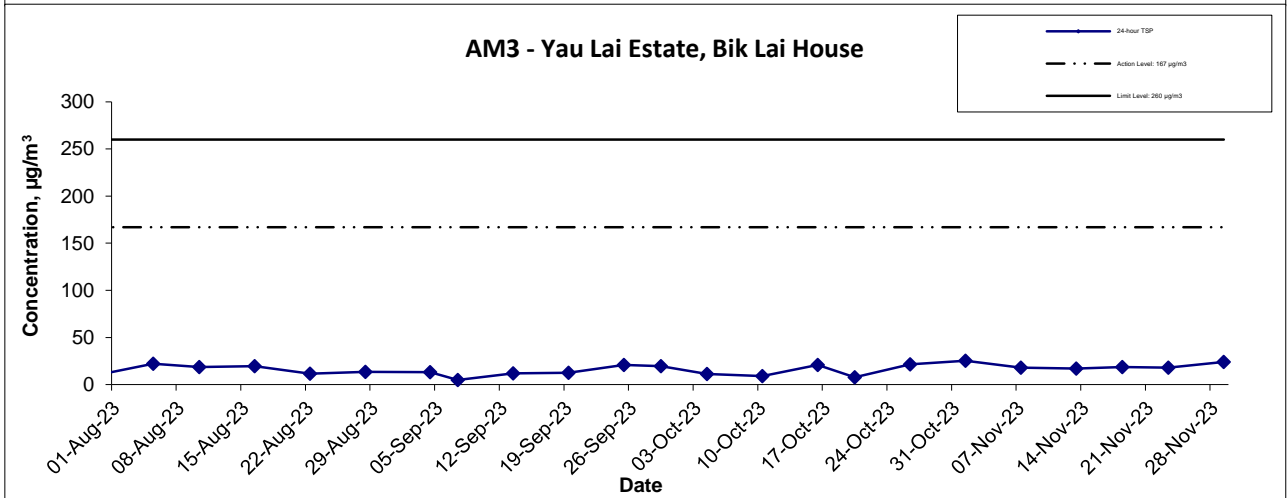
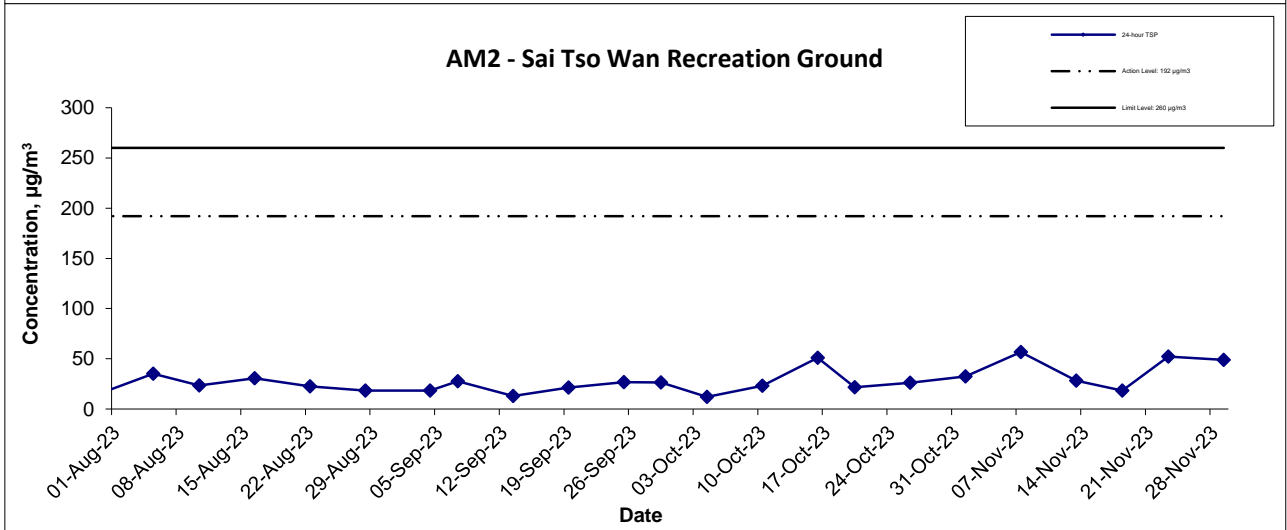
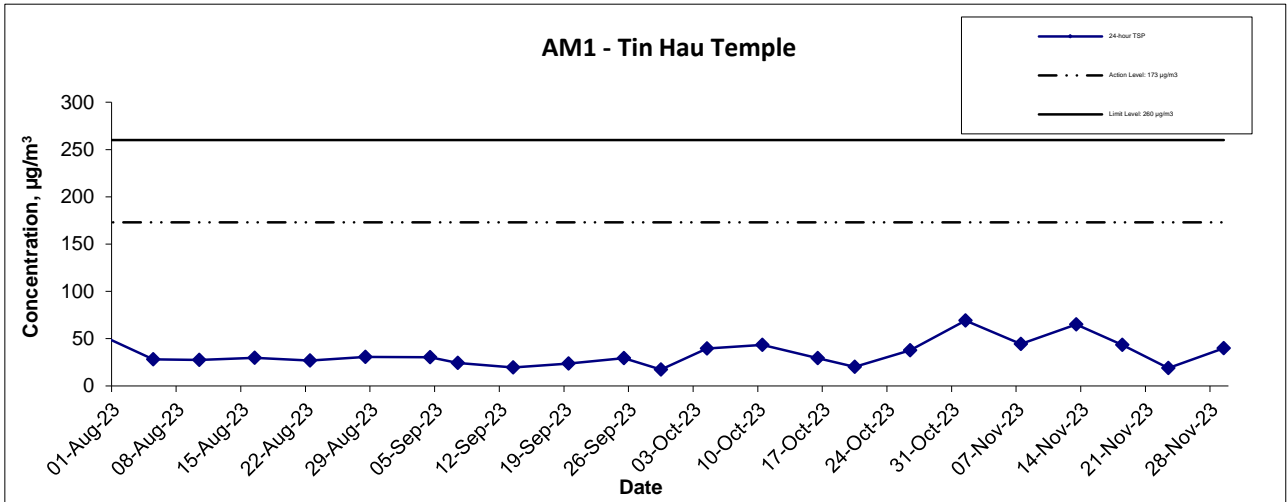
Start Date	Weather	Filter Weight (g)		Particulate	Elapse Time		Sampling	Flow Rate (m ³ /min.)		Av. flow	Total vol.	Conc.
	Condition	Initial	Final	Weight (g)	Initial	Final	Time(hrs.)	Initial	Final	(m ³ /min)	(m ³)	(µg/m ³)
1-Nov-23	Fine	3.3452	3.4019	0.0567	33592.7	33616.7	24.0	1.22	1.22	1.22	1753.5	32.3
7-Nov-23	Sunny	3.3904	3.4897	0.0993	33616.7	33640.7	24.0	1.22	1.22	1.22	1753.0	56.6
13-Nov-23	Sunny	3.3449	3.3951	0.0502	33640.7	33664.7	24.0	1.23	1.23	1.23	1768.6	28.4
18-Nov-23	Sunny	3.4041	3.4365	0.0324	33664.7	33688.7	24.0	1.23	1.23	1.23	1771.7	18.3
23-Nov-23	Sunny	3.3555	3.4475	0.0920	33688.7	33712.7	24.0	1.22	1.22	1.22	1761.1	52.2
29-Nov-23	Sunny	3.3322	3.4183	0.0861	33712.7	33736.7	24.0	1.22	1.22	1.22	1761.3	48.9
											Min	18.3
											Max	56.6
											Average	39.5

Location AM3 - Yau Lai Estate, Bik Lai House

Start Date	Weather	Filter Weight (g)		Particulate	Elapse Time		Sampling	Flow Rate (m ³ /min.)		Av. flow	Total vol.	Conc.
	Condition	Initial	Final	Weight (g)	Initial	Final	Time(hrs.)	Initial	Final	(m ³ /min)	(m ³)	(µg/m ³)
1-Nov-23	Sunny	3.3449	3.3893	0.0444	7845.8	7869.8	24.0	1.22	1.22	1.22	1750.7	25.4
7-Nov-23	Sunny	3.3435	3.3747	0.0312	7869.8	7893.8	24.0	1.22	1.22	1.22	1751.0	17.8
13-Nov-23	Fine	3.3720	3.4020	0.0300	7893.8	7917.8	24.0	1.23	1.23	1.23	1767.3	17.0
18-Nov-23	Sunny	3.3428	3.3756	0.0328	7917.8	7941.8	24.0	1.23	1.23	1.23	1770.6	18.5
23-Nov-23	Fine	3.3421	3.3737	0.0316	7941.8	7965.8	24.0	1.22	1.22	1.22	1759.5	18.0
29-Nov-23	Fine	3.2954	3.3375	0.0421	7965.8	7989.8	24.0	1.22	1.22	1.22	1759.7	23.9
											Min	17.0
											Max	25.4
											Average	20.1

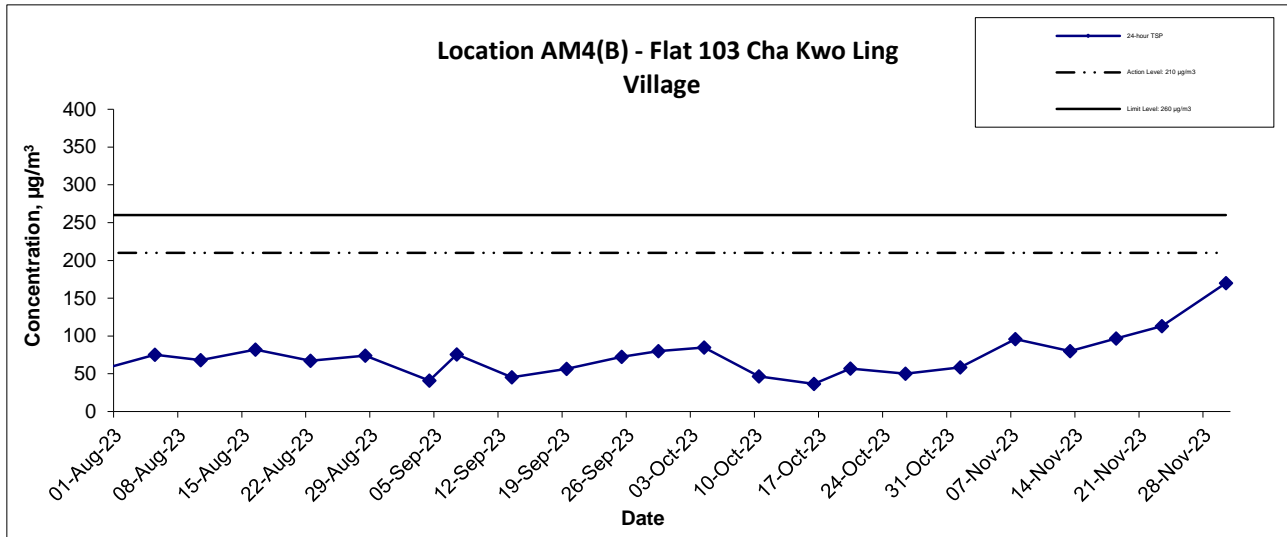
Location AM4(B) - Flat 103 Cha Kwo Ling Village

Start Date	Weather	Filter Weight (g)		Particulate	Elapse Time		Sampling	Flow Rate (m ³ /min.)		Av. flow	Total vol.	Conc.
	Condition	Initial	Final	Weight (g)	Initial	Final	Time(hrs.)	Initial	Final	(m ³ /min)	(m ³)	(µg/m ³)
1-Nov-23	Sunny	3.3631	3.4664	0.1033	19270.1	19294.1	24.0	1.23	1.23	1.23	1772.2	58.3
7-Nov-23	Fine	3.3509	3.5190	0.1681	19294.1	19318.1	24.0	1.22	1.22	1.22	1755.8	95.7
13-Nov-23	Fine	3.4028	3.5446	0.1418	19318.1	19342.1	24.0	1.23	1.23	1.23	1769.0	80.2
18-Nov-23	Sunny	3.3227	3.4939	0.1712	19342.1	19366.1	24.0	1.23	1.23	1.23	1771.7	96.6
23-Nov-23	Sunny	3.3523	3.5516	0.1993	19366.1	19390.1	24.0	1.22	1.22	1.22	1762.6	113.1
30-Nov-23	Sunny	3.3165	3.6159	0.2994	19390.1	19414.1	24.0	1.22	1.22	1.22	1763.5	169.8
											Min	58.3
											Max	169.8
											Average	102.3



Contract No. ED/2018/04 Trunk Road T2 and Infrastructure Works for Developments at the Former South Apron Graphical Presentation of 24-hour TSP Monitoring Results	Scale N.T.S	Project No. MA20003	CINOTECH
	Date Nov-23	Appendix F	

24-hr TSP Concentration Levels



Notes:

- 1) The major activitie(s) being carried out on site during the reporting period is/are presented in Section 1.10
- 2) The weather conditions during the reporting month are presented in Appendix C.
- 3) Other factors which might affect the monitoring results are presented in Section 2.18.

Contract No. ED/2018/04 Trunk Road T2 and Infrastructure Works for Developments at the Former South Apron Graphical Presentation of 24-hour TSP Monitoring Results	Scale	N.T.S	Project No.	MA20003	CINOTECH
	Date	Nov-23	Appendix	F	