

Appendix F - 24-hour TSP Monitoring Results

Location AM1 - Tin Hau Temple

Start Date	Weather	Filter Weight (g)		Particulate	Elapse Time		Sampling	Flow Rate (m ³ /min.)		Av. flow	Total vol.	Conc.
	Condition	Initial	Final	Weight (g)	Initial	Final	Time(hrs.)	Initial	Final	(m ³ /min)	(m ³)	(µg/m ³)
1-Nov-25	Cloudy	2.7434	2.7983	0.0549	15690.6	15714.6	24.0	1.23	1.23	1.23	1767.5	31.1
6-Nov-25	Sunny	2.8198	2.8373	0.0175	15714.6	15738.6	24.0	1.23	1.23	1.23	1765.7	9.9
12-Nov-25	Cloudy	2.8613	2.8799	0.0186	15738.6	15762.6	24.0	1.23	1.23	1.23	1772.7	10.5
18-Nov-25	Cloudy	2.8404	2.8621	0.0217	15762.6	15786.6	24.0	1.24	1.25	1.24	1791.2	12.1
24-Nov-25	Sunny	2.8206	2.8547	0.0341	15786.6	15810.6	24.0	1.23	1.23	1.23	1774.4	19.2
29-Nov-25	Sunny	2.8724	2.9246	0.0522	15810.6	15834.6	24.0	1.23	1.23	1.23	1775.4	29.4
											Min	9.9
											Max	31.1
											Average	18.7

Location AM2 - Sai Tso Wan Recreation Ground

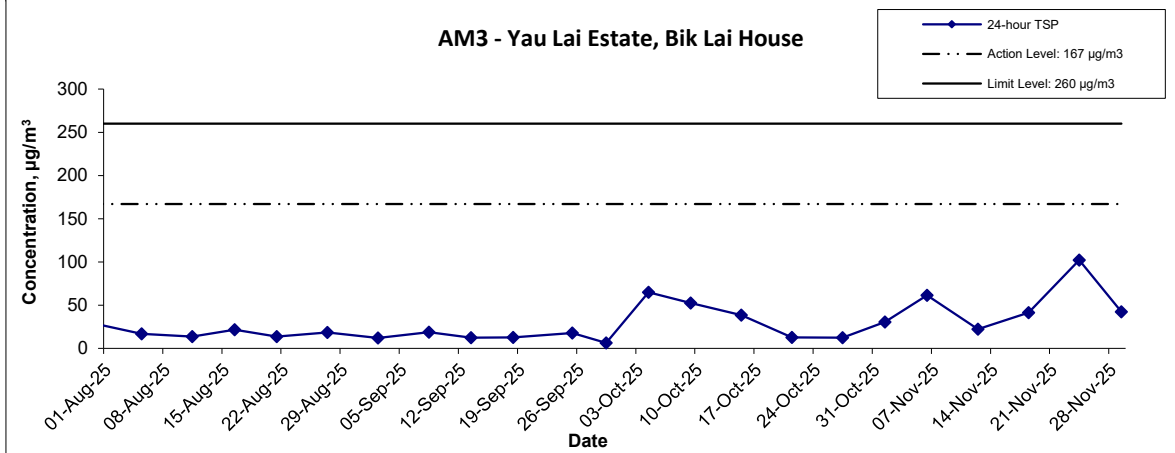
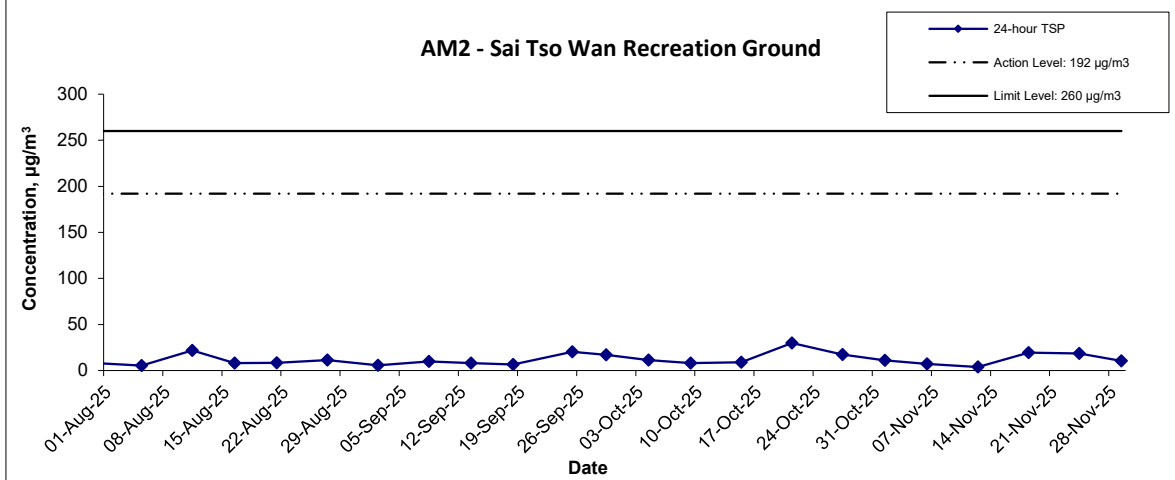
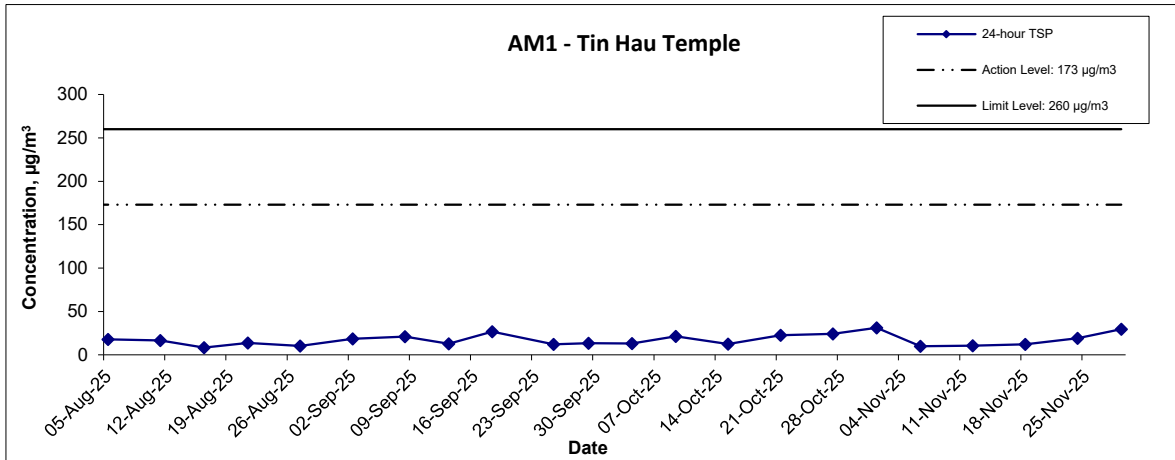
Start Date	Weather	Filter Weight (g)		Particulate	Elapse Time		Sampling	Flow Rate (m ³ /min.)		Av. flow	Total vol.	Conc.
	Condition	Initial	Final	Weight (g)	Initial	Final	Time(hrs.)	Initial	Final	(m ³ /min)	(m ³)	(µg/m ³)
1-Nov-25	Cloudy	2.8088	2.8283	0.0195	36790.6	36814.6	24.0	1.23	1.22	1.23	1764.4	11.0
6-Nov-25	Sunny	2.7896	2.8023	0.0127	36814.6	36838.6	24.0	1.22	1.22	1.22	1762.9	7.2
12-Nov-25	Cloudy	2.8408	2.8476	0.0068	36838.6	36862.6	24.0	1.23	1.23	1.23	1768.8	3.8
18-Nov-25	Cloudy	2.7807	2.8154	0.0346	36862.6	36886.6	24.0	1.23	1.24	1.24	1784.1	19.4
24-Nov-25	Fine	2.7916	2.8243	0.0327	36886.6	36910.6	24.0	1.23	1.23	1.23	1770.1	18.5
29-Nov-25	Fine	2.9303	2.9488	0.0186	36910.6	36934.6	24.0	1.23	1.23	1.23	1770.9	10.5
											Min	3.8
											Max	19.4
											Average	11.7

Location AM3 - Yau Lai Estate, Bik Lai House

Start Date	Weather	Filter Weight (g)		Particulate	Elapse Time		Sampling	Flow Rate (m ³ /min.)		Av. flow	Total vol.	Conc.
	Condition	Initial	Final	Weight (g)	Initial	Final	Time(hrs.)	Initial	Final	(m ³ /min)	(m ³)	(µg/m ³)
1-Nov-25	Cloudy	2.8994	2.9532	0.0539	11110.4	11134.4	24.0	1.23	1.22	1.23	1764.7	30.5
6-Nov-25	Cloudy	2.7876	2.8957	0.1081	11134.4	11158.4	24.0	1.22	1.22	1.22	1763.3	61.3
12-Nov-25	Sunny	2.7771	2.8163	0.0392	11158.4	11182.4	24.0	1.23	1.23	1.23	1768.8	22.2
18-Nov-25	Fine	2.7935	2.8674	0.0739	11182.4	11206.4	24.0	1.23	1.24	1.24	1783.3	41.4
24-Nov-25	Sunny	2.8585	3.0391	0.1806	11206.4	11230.4	24.0	1.23	1.23	1.23	1770.1	102.0
29-Nov-25	Sunny	2.9097	2.9846	0.0749	11230.4	11254.4	24.0	1.23	1.23	1.23	1770.9	42.3
											Min	22.2
											Max	102.0
											Average	50.0

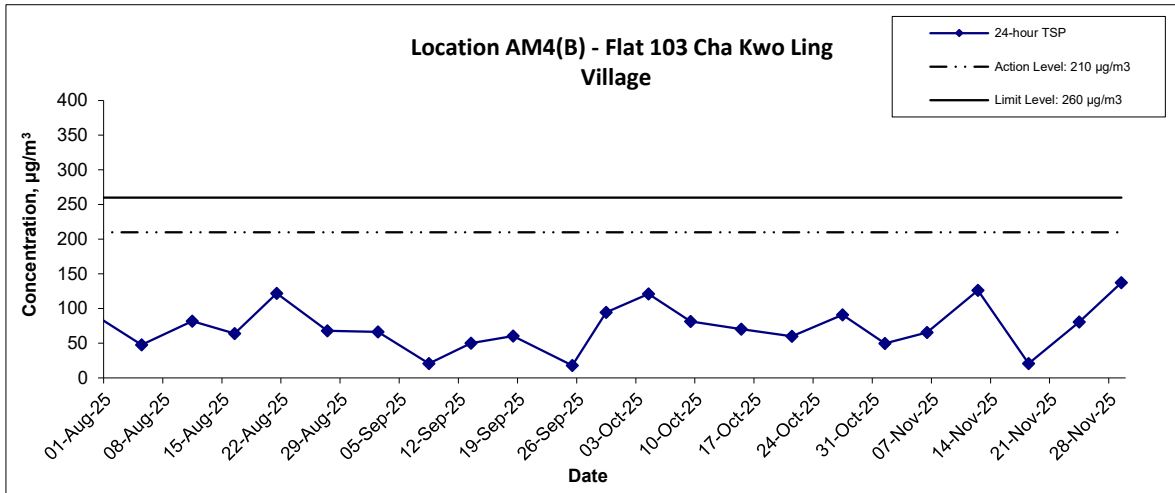
Location AM4(B) - Flat 103 Cha Kwo Ling Village

Start Date	Weather	Filter Weight (g)		Particulate	Elapse Time		Sampling	Flow Rate (m ³ /min.)		Av. flow	Total vol.	Conc.
	Condition	Initial	Final	Weight (g)	Initial	Final	Time(hrs.)	Initial	Final	(m ³ /min)	(m ³)	(µg/m ³)
1-Nov-25	Cloudy	2.8535	2.9416	0.0881	22584.0	22608.0	24.0	1.23	1.23	1.23	1773.5	49.7
6-Nov-25	Cloudy	2.8717	2.9866	0.1148	22608.0	22632.0	24.0	1.21	1.21	1.21	1746.7	65.7
12-Nov-25	Cloudy	2.7779	2.9996	0.2217	22632.0	22656.0	24.0	1.22	1.22	1.22	1753.0	126.5
18-Nov-25	Sunny	2.7626	2.7994	0.0369	22656.0	22680.0	24.0	1.22	1.23	1.23	1769.4	20.8
24-Nov-25	Sunny	2.8771	3.0186	0.1416	22680.0	22704.0	24.0	1.22	1.22	1.22	1754.5	80.7
29-Nov-25	Cloudy	2.8273	3.0687	0.2414	22704.1	22728.1	24.0	1.22	1.22	1.22	1755.3	137.5
											Min	20.8
											Max	137.5
											Average	80.2



Contract No. ED/2018/04 Trunk Road T2 and Infrastructure Works for Developments at the Former South Apron Graphical Presentation of 24-hour TSP Monitoring Results	Scale N.T.S	Project No. MA20003	CINOTECH
	Date Nov-25	Appendix F	

24-hr TSP Concentration Levels



Notes:

- 1) The major activitie(s) being carried out on site during the reporting period is/are presented in Section 1.11
- 2) The weather conditions during the reporting month are presented in Appendix C.
- 3) Other factors which might affect the monitoring results are presented in Section 2.18.
- 4) Due the Super Tropical Cyclone Signal Number 10 hoisted on 24/09/2025, the 24-hr TSP Monitoring was postponed to 25/09/2025.

Contract No. ED/2018/04 Trunk Road T2 and Infrastructure Works for Developments at the Former South Apron Graphical Presentation of 24-hour TSP Monitoring Results	Scale	N.T.S	Project No.	MA20003	CINOTECH
	Date	Nov-25	Appendix	F	