

## Appendix F - 24-hour TSP Monitoring Results

### Location AM1 - Tin Hau Temple

Start Date	Weather	Filter Weight (g)		Particulate	Elapse Time		Sampling	Flow Rate (m <sup>3</sup> /min.)		Av. flow	Total vol.	Conc.
	Condition	Initial	Final	Weight (g)	Initial	Final	Time(hrs.)	Initial	Final	(m <sup>3</sup> /min)	(m <sup>3</sup> )	(µg/m <sup>3</sup> )
5-Dec-23	Fine	3.3236	3.3709	0.0473	12666.6	12690.6	24.0	1.22	1.22	1.22	1762.1	26.8
11-Dec-23	Fine	3.3333	3.5694	0.2361	12690.6	12714.6	24.0	1.22	1.22	1.22	1754.1	134.6
16-Dec-23	Cloudy	3.3263	3.3942	0.0679	12714.6	12738.6	24.0	1.23	1.24	1.24	1780.2	38.1
22-Dec-23	Cloudy	3.3461	3.4360	0.0899	12738.6	12762.6	24.0	1.25	1.25	1.25	1799.1	50.0
28-Dec-23	Cloudy	3.3432	3.4161	0.0729	12762.6	12786.6	24.0	1.23	1.23	1.23	1770.5	41.2
											Min	26.8
											Max	134.6
											Average	58.1

### Location AM2 - Sai Tso Wan Recreation Ground

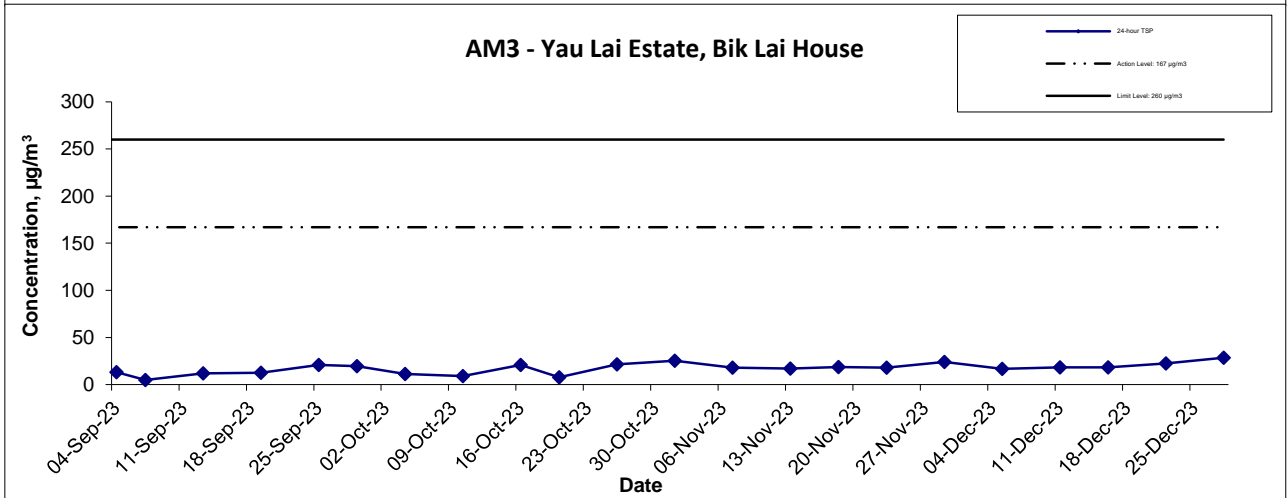
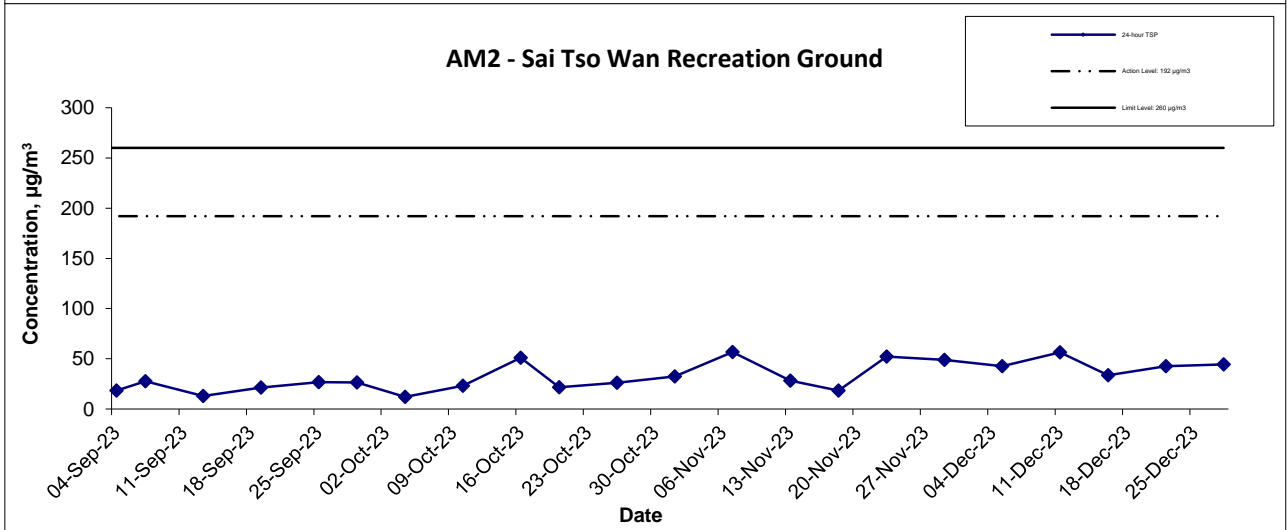
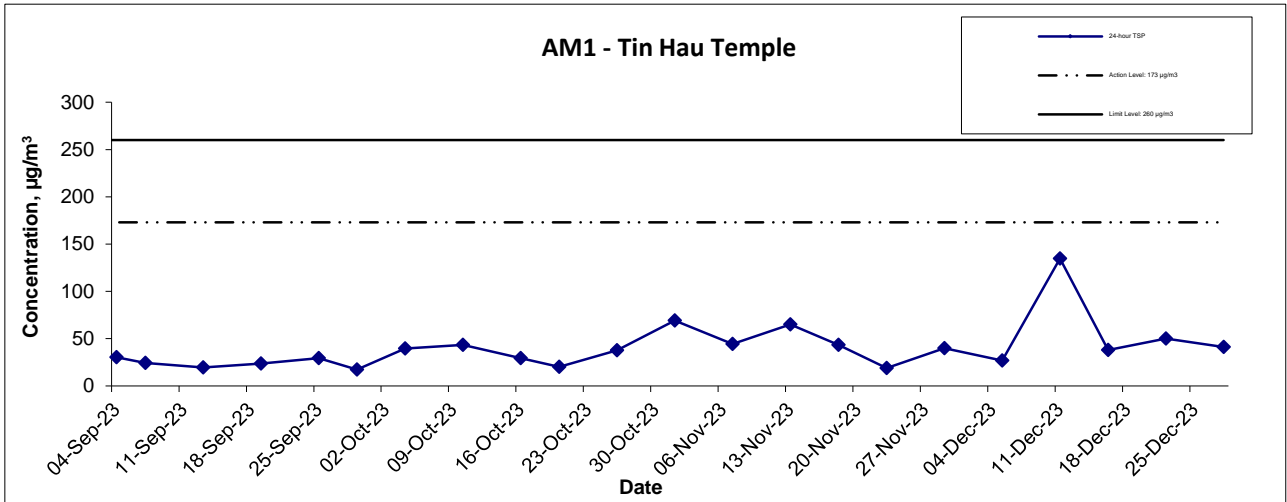
Start Date	Weather	Filter Weight (g)		Particulate	Elapse Time		Sampling	Flow Rate (m <sup>3</sup> /min.)		Av. flow	Total vol.	Conc.
	Condition	Initial	Final	Weight (g)	Initial	Final	Time(hrs.)	Initial	Final	(m <sup>3</sup> /min)	(m <sup>3</sup> )	(µg/m <sup>3</sup> )
5-Dec-23	Fine	3.2942	3.3695	0.0753	33735.1	33759.1	24.0	1.22	1.23	1.22	1763.5	42.7
11-Dec-23	Fine	3.3196	3.4185	0.0989	33761.0	33785.0	24.0	1.22	1.22	1.22	1755.3	56.3
16-Dec-23	Fine	3.3461	3.4060	0.0599	33785.0	33809.0	24.0	1.23	1.24	1.24	1779.0	33.7
22-Dec-23	Cloudy	3.3267	3.4034	0.0767	33809.0	33833.0	24.0	1.25	1.25	1.25	1799.0	42.6
28-Dec-23	Sunny	3.3348	3.4134	0.0786	33833.0	33857.0	24.0	1.23	1.23	1.23	1768.8	44.4
											Min	33.7
											Max	56.3
											Average	44.0

### Location AM3 - Yau Lai Estate, Bik Lai House

Start Date	Weather	Filter Weight (g)		Particulate	Elapse Time		Sampling	Flow Rate (m <sup>3</sup> /min.)		Av. flow	Total vol.	Conc.
	Condition	Initial	Final	Weight (g)	Initial	Final	Time(hrs.)	Initial	Final	(m <sup>3</sup> /min)	(m <sup>3</sup> )	(µg/m <sup>3</sup> )
5-Dec-23	Cloudy	3.3081	3.3374	0.0293	7989.8	8013.8	24.0	1.22	1.22	1.22	1762.0	16.6
11-Dec-23	Sunny	3.3457	3.3778	0.0321	8013.8	8037.8	24.0	1.22	1.22	1.22	1753.4	18.3
16-Dec-23	Cloudy	3.3120	3.3443	0.0323	8037.8	8061.8	24.0	1.23	1.24	1.24	1778.5	18.2
22-Dec-23	Cloudy	3.3580	3.3981	0.0401	8061.8	8085.8	24.0	1.25	1.25	1.25	1799.2	22.3
28-Dec-23	Cloudy	3.3383	3.3886	0.0503	8085.8	8109.8	24.0	1.23	1.23	1.23	1769.0	28.4
											Min	16.6
											Max	28.4
											Average	20.8

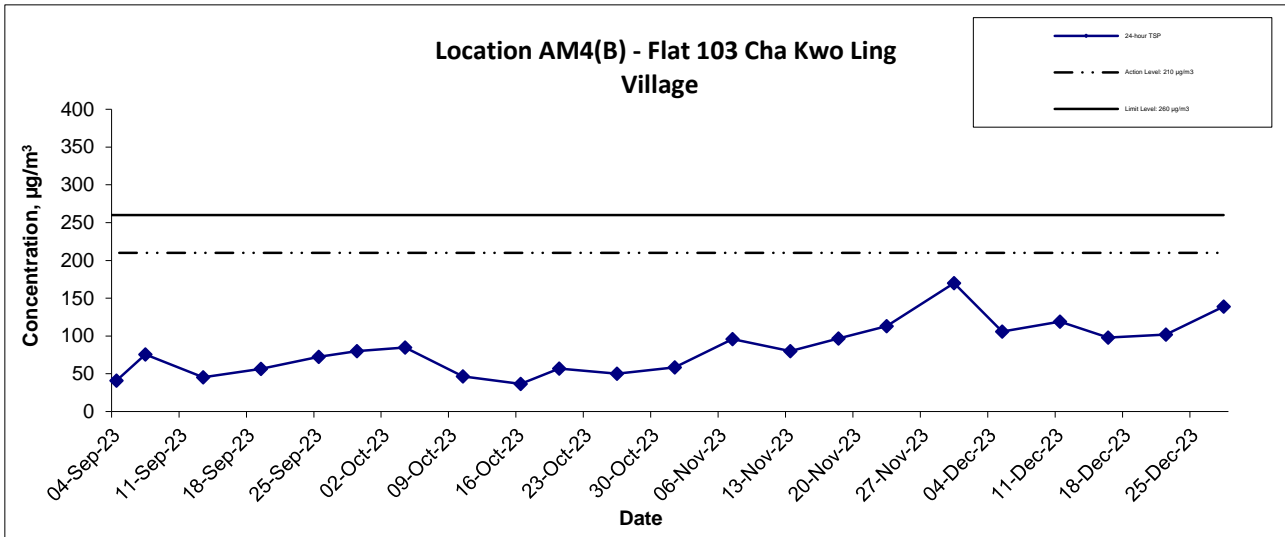
### Location AM4(B) - Flat 103 Cha Kwo Ling Village

Start Date	Weather	Filter Weight (g)		Particulate	Elapse Time		Sampling	Flow Rate (m <sup>3</sup> /min.)		Av. flow	Total vol.	Conc.
	Condition	Initial	Final	Weight (g)	Initial	Final	Time(hrs.)	Initial	Final	(m <sup>3</sup> /min)	(m <sup>3</sup> )	(µg/m <sup>3</sup> )
5-Dec-23	Cloudy	3.3188	3.5055	0.1867	19414.1	19438.1	24.0	1.22	1.23	1.23	1764.7	105.8
11-Dec-23	Sunny	3.3444	3.5537	0.2093	19438.1	19462.1	24.0	1.22	1.22	1.22	1757.7	119.1
16-Dec-23	Cloudy	3.3490	3.5230	0.1740	19462.1	19486.1	24.0	1.23	1.24	1.24	1780.9	97.7
22-Dec-23	Cloudy	3.3455	3.5286	0.1831	19486.1	19510.1	24.0	1.25	1.25	1.25	1798.1	101.8
28-Dec-23	Cloudy	3.3372	3.5830	0.2458	19510.2	19534.2	24.0	1.23	1.23	1.23	1772.1	138.7
											Min	97.7
											Max	138.7
											Average	112.6



Contract No. ED/2018/04 Trunk Road T2 and Infrastructure Works for Developments at the Former South Apron  Graphical Presentation of 24-hour TSP Monitoring Results	Scale N.T.S	Project No. MA20003	CINOTECH
	Date Dec-23	Appendix F	

### 24-hr TSP Concentration Levels



**Notes:**

- 1) The major activitie(s) being carried out on site during the reporting period is/are presented in Section 1.10
- 2) The weather conditions during the reporting month are presented in Appendix C.
- 3) Other factors which might affect the monitoring results are presented in Section 2.18.

Contract No. ED/2018/04 Trunk Road T2 and Infrastructure Works for Developments at the Former South Apron	Scale N.T.S	Project No. MA20003	CINOTECH
Graphical Presentation of 24-hour TSP Monitoring Results	Date Dec-23	Appendix F	